

# CONNECTING US

This is not the official newsletter of the Australian Guild of Rugmakers

This is an additional newsletter compiled by Miriam Miller, President Emeritus

13<sup>th</sup> September 2016 (Newsletter Number 12)

## NEW SOUTH WALES –MILTON –Deb Benson



This chair was covered by a professional upholster using the home spun and knitted fabric created by Deb Benson.

Deb is a very creative spinner, knitter, artist, and also an author, with several books to her name

## NEW SOUTH WALES – BERMAGUI News from Dawn Hollins

Just giving you early notification of dates relating to the U3A Bermagui & District Rug Hooking Group:

On Thursday 3rd November we will celebrate Grandparents Day by spending the afternoon at Bermagui Primary School showing our work and teaching rug hooking to children, their parents and grandparents. We will supply all materials and equipment.

On Wednesday 9th November at the AGM we will talk about the community arts project and show the completed panels.

On Thursday 15th December we will celebrate the hanging of the seven rug hooked panels with a Christmas party for U3A members and special guests - a 'drinks and nibbles' event at the Surf Club from 5pm.

More details later Dawn

## CANADA- Laura Kenney



If you would like to see more of Laura Kenney's rugs go to her website.

[www.laurakenneyrugs.ca](http://www.laurakenneyrugs.ca)

## NEW SOUTH WALES –Braidwood – Maggie Hickey


(Maggie's solution to making a rug wider than her stretcher frame.)

This is the rug I joined down each long side, to widen it.

The patterned area was the maximum width for my frame so I made 2 wide strips in black the length of the rug and sewed them to each side then hooked over the joins. I just used hessian for the side joins rather than carpet binding which would probably have created ridges. It has lasted the distance - about 5 years of use in a walkway between bedrooms and living area.

It was hooked with a variety of fabrics, the least successful being the black border material which is synthetic and frayed.

Best wishes, Maggie H



## HINT.

Heather Ritchie (England) told me years ago, when hooking letters or numbers in a rug to pull the loops higher than the surrounding loops. As they appeared to sink into the background.

Also Mary Alexander (Canada) said she had been told, hook the words or numbers first, then hook the background. Later pull out the letters and re hook. This way they stood out plainly.



## QUEENSLAND -Kingaroy

### Red Earth Rugmakers

Judith Brook now has her group up and running. Comments by Judith. -“These are pics of a Proggy (below) Gladly Hood is working on .Started with her old man’s socks now she has cut up her favourite old gardening pants .

The next one to the right, is a knitted Proggy by Lynne England who used her 1980's t shirts and circular needles and is pleased its double sided effect.

The last one is a bit of a mad proggy hooky I am



working on. Just have to finish the last of the proggy edging. The Fragrant Garden”.




## NEW SOUTH WALES - Milton

Laurel Kellett starting to make a knitted proggy rug.



Cut strips of track suit material 2cms wide by 30cm to 48cm long. Knot two together by wrapping around two fingers and pulling ends through. Knit or crochet pushing ends to the front. I use size 000 or 10 knitting needles .These rugs are handy for door mats in wet weather or for bathrooms, as they have no backing material.





## VICTORIA. =Yarra Valley Rugmakers – Robyne McLeod wrote

The linen, ready to go. I'd been struggling over whether to do it as another proggy/peggy/clippy rug, or hook it, with my exotic fabrics... silks and the like... but I'm getting low on some silks and decided to use my many and sometimes hand-dyed woollen blankets. Plus, proggy suits a bedside setting, for your morning toes. So I guess that's my decision! The whole point is to use up my stash, too, and wool I got a plenty!



It's around 74 x 140cm, maybe a smidge smaller.

Here is the inspiration (Peruvian wall hanging), although I'm not using these types of colours. I was thinking more along the lines of this amazing Kimono.



(Which I am sorry I cannot show. It is in pastel colours. Miriam)

## RECIPE.

A recipe given to me by an Indian friend- Asha - (This is a spicy dish – not hot.)

### INDIAN CHICKEN

Ingredients.

1 large Chicken cut into about 10 pieces

3 or 4 large onions sliced

3 tomatoes quartered or a tin of tomatoes

Oil for cooking

1 teaspoon turmeric powder

½ teaspoon chilli powder

1 teaspoon ground ginger

1 teaspoon garlic

1.2 teaspoon whole black pepper

1/2 teaspoon whole cloves.

handful of chopped mint

teaspoon cinnamon

½ cup chicken stock.

Heat heavy based saucepan. Gently fry in oil, the peppers and cloves, add sliced onions, cook a few minutes, then add chicken pieces, Brown lightly before adding turmeric powder, ginger, garlic, chilli powder and 1 dessertspoon salt. Stir well. Add chopped tomatoes, and ½ cup chicken stock. Put on lid and simmer until chicken is tender. Before serving add the teaspoon cinnamon and chopped handful of mint. Serve with plain boiled rice.

## WORTH LOOKING UP.

[www.facebook.com/australianrugmakersguild](http://www.facebook.com/australianrugmakersguild)

and also [www.rughookingaustralia.com.au](http://www.rughookingaustralia.com.au)

Jo Franco and Judi Tompkins keep these up to date with all the happenings of Australian Rugmakers.



## VICTORIA – Yarra Valley Rugmakers – Chris Noorbergen wrote



The last week in July, I had the most wonderful opportunity and privilege to teach a group of twelve home schooled children the craft of proggy. I was pleasantly surprised at how quickly they picked it up. They all wanted to draw their own original designs onto the hessian backing and very soon they were off and proggng away in all colours of the rainbow. I was absolutely delighted at their skill levels, given their limited tools. Some even got inventive and used thick wooden knitting needles. Most used the proggers and pvc frames I had provided for their first time. The children will continue to work on their project throughout the term and I am looking forward to being invited back to see their finished mats.

Some parents, when they saw how much their children enjoyed the craft offered to make PVC frames for them. If you would like to learn the craft of either proggy or hooky rug making please pm me. I give workshops in my home, and the money goes to missions in India and Uganda



## PHOTOS FROM A.C.T. CANBERRA

### STRATHNAIRN MEETING



Photos-far left Maggie Whyte's colourful rug – left Jenny Anderson's runner made with all wool yarn.

Below -View of woolshed and Maggie Whyte welcoming everyone and introducing Nancy Tingey

Girl on left hooked by Marion Nefiodovas and the Proggy face by Janet Tayler-Henry





Andrea Honey looking astonished at having her photo taken at Strathnairn, and the butterfly piece she was hemming.



## The Australian Rugmakers Guild Meeting & Rug Exhibition

### “Strathnairn” Canberra A.C.T.

Written by Jacqui Thomson

Only three hours travel from Milton to Canberra to be a part of this unforgettable, inspirational and incredible exhibition of rugs is one I'll never forget. It will be open until 25 September from Thursday to Sunday, so if you are in area, I recommend you call in. The address Strathnairn, 90 Stockdill Drive, Holt A.C.T 2615.

The get together of the Guild Members was held over Saturday 3rd and Sunday 4<sup>th</sup> September, with the formal meeting on Saturday afternoon. All the present executive were re-elected. In the constitution of the Australian Guild, we need to have a meeting at least every three years, and it was two years since our last meeting.

Helen Mennie, a Narrawilly member, with her husband Robert called in on Saturday and they were amazed at the talent on show. Helen had two rugs on display.

The venue, the old woolshed, in the Strathnairn grounds, was spacious enough to hang over 50 rugs, which were displayed with panache. It was exciting to meet friends and make some new ones from every State; to have time to chat and listen to what was happening in their groups. You learn so much from other like-minded artisans; different techniques, yarns and fabrics used.

The Narrawilly Proggy Ruggers had no less than 13 rugs in the exhibition, and we can be proud indeed of our contribution. I would like to encourage you to find time if in the vicinity to visit Strathnairn, you won't be disappointed.

The Canberra Group led and encouraged by Maggie Whyte are to be congratulated. Besides the extensive work involved setting up the Exhibition, they provided tea/coffee, slice and cake, lunch of hot soup and crusty bread over two days, found billets for those who required it and organized a special Dinner on the Saturday night at the Strathnairn Art Gallery. 27 attended (you must realize too that the whole Australian Guild over all Australia has only around 100 members,)

We had two guest speakers on Saturday, Christine White spoke on Wearable Art and had two of her award winning entries from WOW on show; amazing creations for us to see and touch. Lyn Johnson spoke about her creative



knitting and crochet. She too had many samples of her work which were passed around. On Sunday Carol Divall an expert felt maker spoke of her craft and we were able to see some wonderful samples of her work, especially hats.

We were happy to have Guild members present from Western Australia, South Australia, Queensland, New South Wales, Victoria and of course A.C.T.

The exhibition was officially opened by Nancy Tingey on Sunday afternoon.

Photo left.

The below comments taken from an email written by Bobby George with her permission. (photo right)



"I was on a high coming home having enjoyed every minute, every talk, but the most important of all, and so out of character for me, I accepted praise and compliments on the way I put colours together! I have always agonized over colours, bemoaning the fact that I had no ability and seeing others work with wonderment. When you are told something by people whose expertise you value, you have to take on board their observations. I do feel that I have turned the corner and am on my way.

Looking around at all of the happy, friendly people at the retreat, and the median age I thought that having a passion for textiles, interacting with vibrant people is a definite health benefit and recipe for longevity!

My love and good wishes  
Bobby"



Progy rug made by  
Maggie Hickey of  
Braidwood N.S.W

THE END