



Compiled by Miriam Miller, President Emeritus

Australian Rugmakers Guild

1st December 2014

Hello Australian Rugmakers,

We are calling this newsletter 'Connecting Us' because that is what we hope to do, connect Rugmakers all over Australia. We all seem to travel, and it is interesting and happy to call and see another group, or individual rugmaker. There is a list of groups and contact people at the end of this newsletter.

IMPORTANT

If you change your email or postal address, or if you prefer not to receive this newsletter, please would you advise me, Miriam Miller at email narrawillyfarm@shoal.net.au or 35 Stony Hill Lane Milton NSW 2538.

HOLBROOK

While travelling to the General Meeting of the Australian Rugmakers Guild in Strathalbyn, held in October we called into Holbrook to visit Alison Cowie.



Photo of Jacqui Thomson, Miriam Miller, Alison Cowie and Maggie Whyte.



Alison Cowie's finished rug, inspired by a Japanese book.

A recipe from Alison Cowie

It is a Scottish recipe from the Island of Tiree

OAT BISCUITS

170gm/ 6oz butter

225gm/8oz porridge oats

½ teasp baking soda

110gm/4oz caster sugar

110gm/4oz plain flour

Cream butter and sugar

mix in flour and oats

mix well, roll out and cut into biscuits

(up to 2 tabsp hot water may be added
to make rolling out easier)

Put biscuits on greased baking tray, and cook 180C for around 20 minutes until lightly browned . Cool on tray.

SYDNEY

Rebekah Golsky-Smith is an Art Teacher at St Lucy's School in Waroonga, Sydney, a school for students with special needs.

Rebekah, having recently bought the book 'Proggy and Hooky Rugs', visited Miriam to learn more about what can be done with recycled fabrics. She wants to teach her students to play with fabrics and to give them a new way of image making. She also wanted to use some of the students' quite unique drawings and art work and involve parents and friends to create wall hangings and rugs for auction to raise money for the school. If you wish to look up the school website it is www.stlucys.com.au (look under Creative Arts and Gallery.) I am sure you too will be inspired by the children's paintings, and their use of colour.



Student at work and other students' depictions of unusual animals.

Copies of the revised edition of the book 'Proggy and Hooky Rugs' are available from Miriam Miller. Cost \$20 plus \$8.25 postage. Multiple copies are available at a cheaper rate.

CANBERRA

Rugmaking Adventure

By Maggie Whyte

Recently, Miriam, Jacqui and myself travelled to Strathablyn, South Australia for the Australian Rugmakers' Guild Expo.

It was a very early start as we hoped to make Ballarat the first day via Holbrook to see Alison Cowie, a rug maker who we all met at the Narrawilly Rug Retreat in March. Alison had a beautiful rug to show us. By the time we left it was arranged that Miriam and Jacqui would visit Holbrook early next year to run a workshop and to help Alison start a rug group at the local library where Alison works.

We travelled though some lovely Victorian countryside before arriving in good time to visit Miriam's daughter Anne and family.

On Wednesday, Anne was a great tour guide by showing us the local countryside and taking us to meet Rhonda Fitzpatrick at Maldon who used to live at Milton and was a member of the Narrawilly Proggy Group.

With an itinerary provided by Anne, we started out early again via a stop at Dunkeld to visit a great craft and gift shop and have coffee. We travelled on to South Australia meeting the Princess Highway at Kingston S.E. We then drove north to Strathablyn following the coast but only seeing scrubby bushes which seemed to go on for a very long time. Finally we arrived at the Wellington Ferry to cross the Murray River and in no time we were at our destination.

Friday was spent taking it easy and catching up with rugmakers - some I had not seen since the TIGHR Conference in October 2012. This was followed by a pot luck supper at Judy Stephen's house. Judy is our President of the Australian Rugmakers' Guild. There were ruggers from S.A., W.A., Victoria, Queensland, NSW and the ACT. Saturday was a busy day at the Expo with workshops and demonstrations. Tourists also came into the town hall to find out about rugmaking. There were selling tables.



Marion Nefiodovas at work creating a portrait of her husband under the tuition of Chris Noorbergen



Jacqui helping with the Proggy workshop

A lady who lives north of Adelaide had a stall selling off all her wools, frames, books etc as she has given up rugmaking after 30 years. She also had boxes of wools that she was giving away. Needless to say, she went home on Saturday night with very few articles left.

The serious business of the AGM was held at 4.00pm and somehow I am now the Secretary of the Guild. It should be interesting as executive meetings are held on Skype. Saturday was rounded off with a lamb roast dinner at rugmaker Jenny and Alan's house and enjoyed by all. Jenny and Alan are hoping to visit Narrawilly after a wedding in Sydney next year.

On Sunday we all met at Judy Stephen's garden as the weather was sunny and bright. It was a lovely morning with demonstrations of french knitting, punch needle and showing off of rugs etc. along with coffee, tea and yummy cakes and slices.

After lunch we gathered up our belongings and started out for home. We travelled along the Sturt Highway where silos and railway crossings have place names, arriving at Balranald for the night. Next morning we visited the Yanga Homestead and shearing shed that could hold 3000 sheep and the fleece shipped out via the Murrumbidgee river, then we made the long drive across the Hay plains. We reached Wagga Wagga in time for a late lunch which we shared with Thara Pech a vision-impaired lady who came to Milton for a workshop with Miriam. Thara is inspirational; she is now going to run a workshop for visually impaired people to learn rug making.

After an overnight stay at Gundagai, I arrived back at Murrumbateman to collect my car and drive home in the pouring rain to Canberra.

It was a great trip. Miriam and Jacqui were great companions and I am so glad that I travelled with them to the Expo. It is wonderful to make new rugmaking friends from all over Australia, to see their work and enjoy their company.

Maggie Whyte

NEWSY STUFF FROM THE YARRA VALLEY RUGMAKERS

This past month has seen several of us attend the Strathalbyn Rug Expo and taking part in the workshops, with Joy taking a dyeing workshop and Chris, a portrait hooking workshop.

Thus our little monthly group was smaller than usual, but with the bonus that we had an extra person join us after being most impressed with the hand hooked rugs in Canada when she visited that country on a holiday.



Through contact with our Yarra Valley Blog, she joined Joy, Robyne and Anne in Warrandyte for a hands-on lesson in the art of rug hooking. Joy is a very competent, methodical and patient teacher. Welcome Sandra, we hope you will return,

in Loch this time for our next meeting in November.

Robyne's gorgeous Bambi Rug is coming along famously. Her lovely colour plan of pinks, greys and violets, with a background of drabs in the Magdalena Briny Eby style are very striking indeed. Check it out on the blog.

Now that the Expo is over, Joy's planned entry in the Botanicals competition is growing in leaps and bounds. Too bad it was a little late for the competition. It's a real winner.

Anne's striking pear chair pad rug with its lovely contrasts of greens against a dark background now seems to be almost completed. Anne will be happy to see it finished and I am sure she is already planning her next rug.



Jen and her daughter Esther have been trying their hand at dyeing. The results are a lovely dip dye and dump dye in yellow.

I, [Chris] ambitiously purchased an old 5'x 7' Persian rug pattern by Rittermere, on Scottish Burlap at the Strath Expo. Lots of homework, colour planning and dyeing is needed before this rug is started. My cheticamp frame will also need to be extended to accommodate a 5' wide rug, so this rug is definitely not coming along when we go on holidays in our

motor home. It is not portable. However in between I will still be working on my portrait rugs, having two of my grandchildren out of six to go.

Cheers from the Yarra Valley Rug Makers. Please check out our Blog at <http://victorianrugmakers.blogspot.com.au/>

YORKSHIRE ENGLAND

from Heather Ritchie


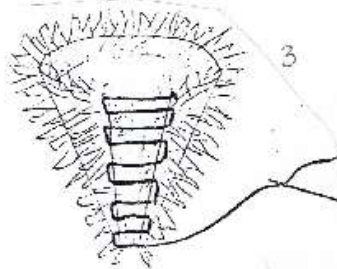
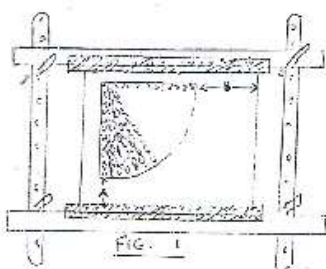


Sample trees, one hooked and one propped by Maggie Whyte

A Proddy Christmas Tree.

1. Draw a quarter circle on a square of hessian. Leave enough hessian at A, and B. to gather round the trunk to make a base if you wish to fill the finished cone with stuffing.
2. Prog the area using a mix of greens and perhaps a few glittery pieces.
3. Remove from the frame. Form into a cone, clippie side out. Turn the raw edges to the inside. Ladder stitch from right side using very strong thread.
4. Either trim the excess hessian away and glue the back to stiffen it. or fill with stuffing finishing the bottom edge with a hem.
5. Choose the pot size and length of cardboard tube in proportion to each other. Cover the tube with hessian turning the raw edge at the top end and snipping the bottom end to lie flat. Glue the snipped end into the pot.

Fill the pot with sand or pebbles tie around a bow
Decorate the tree if you wish



CONTACTS

If you would like to be added to this list please advise Miriam Miller.

New South Wales.

MILTON, South Coast (3 hours south of Sydney)

Narrawilly Proggy Ruggers. Meet 1st and 3rd Fridays every month.

Contact Miriam Miller at email narrawillyfarm@shoal.net.au. Phone 02 4455 6870

BELLINGEN, North Coast

Contact Maxine Keys at email baznmax@bigpond.com Phone 02 6655 0591

Group meets 1st Friday of the month from 10am until no set time.

BERMAGUI

Bermagui Rug Hookers. Contact Dawn Hollins at email pigeontree@live.com

Australian Capital Territory

CANBERRA

Contact Maggie Whyte at email maggieandfish@hotmail.com Phone 02 6281 0988

Mobile [0488747953](tel:0488747953)

South Australia

STRATHALBYN

Strath Group. Meet 1st and 3rd Fridays

20 Langhorne Creek Road Strathalbyn

Contact Judy Stephens at email studioblue20@gmail.com Phone 08 85363451

Western Australia

DONNYBROOK

Donnybrook Hookers – meet every Wednesday 10am to 2pm

Old Blue Guide Hall, Cnr Ramsay Terrace & Marmion St, Donnybrook-

Contact Robin at email robin.inkpen22@gmail.com Phone 08 9731 2874

WANNAROO

The Wannaroo Rugmakers. Meet every Saturday morning 10am to 1pm at the Library and Cultural Centre in Northern Suburb of Wannaroo.

Contact Jo Franco at raggedyjaydesigns@yahoo.com.au

Queensland

KINGAROY

Contact Judith Brook at email judybrook@gmail.com

SUNSHINE COAST

The Sunshine Coast Rug Crafters meet twice each month at the Beerwah Library, 25 Peachester Road Beerwah. Map info about the library location at

<http://library.sunshinecoast.qld.gov.au/sitePage.cfm?code=libraries-map>

The group meets the **Second Monday** and the **third Tuesday** of each month from 2.30 – 5.30p.m.

New members are always welcome

Contact Judi Tompkins at email judi.tompkins@bigpond.com or skype juditompkins

Meeting dates for 2015

2nd Monday	3rd Tuesday
12 Jan	20 Jan
9 Feb	17 Feb
9 Mar	17 Mar
13 Ap	21 Ap
11 May	19 May
8 June *	16 Jun
13 Jul	21 Jul
10 Aug	18 Aug
14 Sept	15 Sept
12 Oct	12 Oct
9 Nov	17 Nov
14 Dec	15 Dec

- Queen's birthday – date will be confirmed

NORTH TAMBORINE

The Happy Hookers North Tambourine, contact Bec Anderson at email info@becanderson.com

Tasmania

DELORAIN

The happy Hookers, Deloraine, contact Joanne Wild at email wildjoanne@gmail.com

Victoria

Yarra Valley Rugmakers. Meet the second Saturday of the month

Look on blog for more information <http://victorianrugmakers.blogspot.com.au>

contact Christina Noorbergen at email jerryandchrist@hotmail.com Phone 03 56596127

Joy Marshall at email themarshalls@optusnet.com.au Phone 0448922337

Anne Schafer, Warrandyte at email a.schafer@bigpond.com

Attached is a membership application/renewal form. Payment due 1st January 2015. If you are a member of Narrawilly Proggy Ruggers, this does not apply to you. When you pay your fee in May you will automatically also become a member of The Australian Rugmakers Guild.

Australian Rugmakers Guild Membership/Renewal Application*

www.rughookingaustralia.com.au

<https://www.facebook.com/australianrugmakersguild>

NAME PHONE (.....).....

ADDRESS.....

CITY.....STATE.....

POST CODE EMAIL ADDRESS

SKYPE NAME

Membership fees: \$20 per year due 1st January each year.
(If you require receipt, please include a stamped addressed envelope)

Cash: \$ Cheque: \$ Money Order \$ *Direct Deposit \$

*Online direct deposit payment can be made contact Jo @ rugcraftersaustralia@yahoo.com.au for details.

★ **Renewal Applications please complete all details**

Privacy Notice: Please note your email address, street address and phone number is listed in the Membership Directory. Information from the Directory is available, upon request, to Australian Rugmakers Guild members. Please mark with an (*) any of your information you do not wish to have provided to other members.

**Mail application to – Jo Franco, Membership Chair, Australian Rugmakers Guild
PO Box 2212, Clarkson, WA 6030**

Are you interested in forming, or being part of a rug hooking group in your local area? Yes []

Please indicate your suburb or the distance you're willing to travel to join a group

.....
.....
.....