



This is not
the official
newsletter
of the
Australian
Guild of
Rugmakers

This is an additional newsletter compiled by Miriam Miller, President Emeritus

Newsletter number 25 October 2017

CANADA. Alberta – Arlette Spencer.



I finally finished my first chair pad of four, in time to show at our Prairie Harvest Rug Hooking School in Edmonton, Alberta, which runs from September 17 to 22. I am looking forward to it very much.

The design of the chair is: Chairpad #1 (Dover adaptation - used with permission) by Jen Kleinhenz at Jen's Rug Hooking House.

All the Best,
Arlette

A Reminder.

There are Copyright Laws. You must not copy
someone else's design without permission . Miriam

OUTBACK AUSTRALIA.-

A friend recently went on a tour with 'Outback Spirit' and was so enraptured with it she asked me to look it up. I googled 'Outback Spirit' and then Arnhem-Land and there was a video to watch.

I would recommend when you have 15 minutes to spare you do the same.

NEW SOUTH WALES. –Bellingen Rag Rug Group.

From Maxine Keys.

To the right is Ann Nickle's work the design will be about 12ft by 12ft when she has finished.


. Below-Made by Maxine



I have made this out of out of woollen blankets had to dye the black but the rest used whatever coloured blankets I had.
Maxine

AMERICA – New Hampshire. – Sally Gilbert

(Lovely to think someone visiting from America was inspired to make a rug.) Miriam



As you can see, Miss Narrawilly is in the beginning stages of development -- all inspired by you and your lovely farm and beautiful view from your veranda. As you can see, I have taken "artistic license" for interpreting the scenery. The name will go across the top in a two inch border. I am using some dyed wool, some new textured wool, and some old wool. The cut is #6 and 4. Sally.

NEW SOUTH WALES –Chatswood

Margaret Meehan

To the right a rug crochet by Margaret.

Margaret is just starting rugmaking and so far has only used wool yarn.

Margaret also makes 'Dream Catchers'




Authentic Native American Dream Catchers

Originally created by American Indians, dreamcatchers today come in a variety of different sizes and styles. They usually consist of a small wooden hoop covered in a net or web of natural fibres, with meaningful sacred items like feathers and beads attached, hanging down from the bottom of the hoop. Real authentic, traditional dream catchers are handmade and crafted only from all natural materials, measuring just a few small inches across in size. The hoops are usually constructed of a bent Red Willow branch covered in stretched sinews. Wrapping the frame in leather is another common finishing touch for "real" dream catchers.



I make them using doily patterns.

NEWS SOUTH WALES – Milton – Miriam Miller



I had a space, and no joke or recipe, so put in a wrap I made, spinning one thread of silk and one of wool, plying together dyeing and embroidering over the top.

AMERICA- New Hampshire. Happy Hookers. Wolfeboro

Sally Gilbert.

Hi Miriam, our hooking group, the Happy Hookers, met this past Thursday and here are some pictures of their projects



I started the "Lady and the sheep" at the Green Mountain Rug Hooking School in mid June. The focus was "backgrounds and borders" with an emphasis on thinking outside of the box. My teacher was Gail Dufresne who is very creative and encourages one to use ribbons, velvets and "bling". I hooked with a #4 and 6, and used new wool with much of it being dyed by my teacher.

right

Lobster buoys - Designed and hooked by Dottie West- and embellished with sea shells and a sand dollar. She found some old barn boards in Massachusetts to which she attached the rug.



A Christmas Tree skirt designed and hooked by Betty Ahn. The names of her children, pine trees, and various "local animals i.e. Moose, bear, deer" are hooked into the rug.

Continued – Happy Hookers.



Betty Brennan 's first attempt at hooking a face- her granddaughter- and I think she is doing a great job. This was her project at rug hooking school in Maryland where her instructor, Sarah Guiliani helped guide her progress.

right

Magical forest hooked by Ritva Torma - she loves bold colours and fantasy scenes.



To left- Lucy Carlson with a bench seat, hooked in#3and colour planned to mimic the Oriental carpet in her living room

ENGLAND – Northumberland. – Karen Walker.

Karen attended the Rug School held at Reeth in September. This school is organized by Heather Ritchie and Pricilla Cameron. This was the 18th year of the school.



Karen sent me this photo of her work in progress. And her comments

“Hi Miriam

The teacher was Gill Curwen, her work has been in Rug Hooking Magazine and I thoroughly enjoyed the course. I will probably continue with it but not as a main Rug style. Her website is

www.bappleandjojo.weebly.com “

(I urge you to look up this website. I am not a fan of quilling but Gill does amazing things. I especially like the cushions and jewellery Miriam)

CANADA New Brunswick. Mary Alexander



Today our rug hooking groups had an all day course on different stitches that can be used for rug hooking. It was very informative



CANADA – Nova Scotia. –Cathy Komourdjian



A few pics from a Tessellation exhibit that open Sept 14 at School of Craft and Design...over 90 pieces of art ...the colours are something else.



SOUTH AUSTRALIA

– Strathalbyn –

Strath Matters.

From Judy Stephens,
President Australian
Rugmakers Guild.


(Judy writes about a
weekend retreat,
where everyone
stayed together and
enjoyed hooking and
relaxing. We need
more of it. Miriam)



We had a lovely weekend and all the ladies seemed to enjoy the time together. We had a pooled dinner on the first night, then we all went to the Caledonian Hotel on the second night. They're already suggesting that we need more time - and 'where are we going next time?'.



Our little project (Hooking in the 'Grenfell' style) was all about using stockings and fine hooks - neither of which we have ever used. I prepare the kit so that they don't have to provide anything. I think they all finished the project (it was only a four inch square!)



(Cilla Cameron from UK taught this when she came to Australia several years ago.)

Alan
Anderson
having a
go at left.



NEW SOUTH WALES. –Milton – Amy Chinnock

This little jumper is made from six different kinds of fleece, these are Alpaca, and several colours and breeds of sheep. Spun and knitted by Amy for her youngest son Sonjai. Amy does wonderful primitive spinning and knitting.



NEW SOUTH WALES – MILTON MAGGIES FLOOR RUG.



NARRAWILLY PROGGY RUGGERS. MILTON

REMINDER –ON THE FIRST Friday in November (3rd) at the regular 'Rug Day' Maggie Whyte will be giving a free workshop on weaving a floor rug. Please bring some colourful old sheets or use T shirts from the shelves. You will also need a medium crochet hook.

CONTACTS

NEW SOUTH WALES

MILTON

Narrawilly Proggy Ruggers. Meet 1st and 3rd Fridays every month.

Contact Miriam Miller Email narrawillyfarm@shoal.net.au. Phone 02 4455 6870

Website www.shoal.net.au/~narrawilly/index.html

BRAIDWOOD

CONTACT Maggie Hickey. Email maggie.hickey@bigpond.com phone 0419 841 819

BELLINGEN, North Coast

Bellingen Rag Rug Group

Contact Maxine Keys at email baznmax@bigpond.com Phone 02 6655 0591

Group meets 1st Friday of the month from 10am until no set time.

BERMAGUI

Bermagui Rug Hookers. Contact Dawn Hollins at email pigeontree@live.com

SYDNEY – Glebe Contact Helen Orr email.orrstrat@bigpond.net.au

Meet Wednesday 10am each fortnight from 4th October.

Australian Capital Territory

CANBERRA - Two rug making groups

Canberra Ruggers meet in the Spinners and Weavers and Feltmakers Rooms. at 19/71 MacLaurin Crescent, Chifley, ACT

One group meets on the fourth Sunday of the month from 1.00pm

Beginners welcome

Contact Maggie Whyte at email maggieandfish@hotmail.com Phone 02 6281 0988

Mobile 0488747953

Another Group meet on the second Friday of the month from 10 – 2p.m. contact Jenny Harber phone 02 6230 2429

South Australia

STRATHALBYN

Strath Matters. Meet 1st and 3rd Fridays

Supper room of the Strathalbyn Town Hall

Contact Judy Stephens at email studioblue20@gmail.com Phone 08 85363451

Western Australia

WANNAROO

The Wannaroo Rugmakers. Meet every Saturday morning 10am to 1pm at the Library and Cultural Centre in Northern Suburb of Wannaroo. <https://wanneroorugmakers.com>

Contact Jo Franco at email josephinefranco1@gmail.com

ALBANY - Anyone interested in Rug Making contact Kira Mead.

email - kira.goldmx@westnet.com.au

Queensland

KINGAROY

Red Earth Ruggers Meeting at 17 Fairview Drive, Kingaroy on 2nd Monday each month from 11th April Time 9-12

Contact Judith Brook at email judybrook@gmail.com

SUNSHINE COAST

The Sunshine Coast Rug Crafters meet twice each month at the Beerwah Library, 25 Peachester Road Beerwah. Map info about the library location at <http://library.sunshinecoast.qld.gov.au/sitePage.cfm?code=libraries-map>

The group meets the Second Friday and the third Tuesday of each month from 2.30 – 5.30p.m.

New members are always welcome

Contact Judi Tompkins -- Email judi.tompkins@bigpond.com or skype juditompkins

Meetings

2nd Monday 3rd Tuesday

NORTH TAMBORINE The Happy Hookers North Tambourine

contact Bec Andersen email info@becandersen.com

Tasmania

DELORAINE

The happy Hookers, Deloraine contact Joanne Wild email wildjoanne@gmail.com

VICTORIA

YARRA VALLEY RUGMAKERS

Meeting days vary, so please check on blog.

Look on blog for more information <http://victorianrugmakers.blogspot.com.au>

contact Christina Noorbergen email jerryandchris@hotmail.com Phone 03 56596127

Joy Marshall email themarshalls@optusnet.com.au

Anne Schafer email a.schafer@bigpond.com

WODONGA- WANGARATTA-BENALLA

Bobby George – phone number 0357 662732

(Lone Rugger Seeking Same)

Email beeg3675@gmail.com

Please advise me at narrawillyfarm@shoal.net.au if you no longer wish to receive this newsletter

THE END

