



This is not the official newsletter of the Australian Guild of Rugmakers


This is an additional newsletter compiled by Miriam Miller, President Emeritus
Sent to Australian Guild Members, Overseas Rug Makers, and Friends.

February 2017 -Newsletter Number 17

SOUTH AUSTRALIA- Srathalbyn –StrathMatters

Judy Stephens

Miriam these are table placemats that I made using my toothbrush method. I'm trying to work out another style - a kind of 'braiding as you go', using sheeting . *Cheers from Judy*



WESTERN AUSTRALIA Albany – Kira Mead.

I have taught Chain Stitch Rug Hooking at Albany Summer School. I love it and the students seem to, as well. I didn't have a large class last year, but the students were interested in coming back and learning quillies this year. While teaching I was experimenting with a 3D Quillie. – Photo shown. Probably do a Hand Sewn Quillie trivet and necklace this year (not 3D). (Kira uses strips of blanket folded over for her quillies.)

AMERICA – Debra Smith - Editor, Rug Hooking Magazine Hello Miriam!

I'm always interested to hear what you folk are up to. Please, encourage your compatriots to submit articles to "Rug Hooking Magazine" We'd love to have some Australian voices. We are working on reinstating the digital version of the magazine so that it is easier and cheaper for you to subscribe. I'll be sure to let you know when that is up and running.
Deb Smith Editor,

www.rughookingmagazine.com

CANADA –CALGARY - Rebecca Nichols <http://globalnews.ca/news/3218570/calgary-artists-mark-canada-150-with-exhibit-celebrating-womens> (you can also watch this video)

Chinook Guild of Fibre Arts

Hi Miriam, This is the advertising for our show "Women's Hands Building a Nation" celebrating Canada's 150 years and Women's contributions. There are 58 pieces in the show and it will be traveling for 2 years. After we open I will try and send you some more photos. Hi to everyone out your way. Hope it's warmer there than it is here. Reb

Women's Hands Building A Nation

Women's Hands Building a Nation, is an exhibition commemorating Canada's 150th birthday. The show is a collection of fibre art pieces celebrating women's accomplishments and contributions to Canada's growth as a nation.

Exhibition Dates:

January 23 – February 28, 2017

Galleria Inglewood

907-9th Avenue SE Calgary, AB

May 6 – August 19, 2017

Alberta Craft Council

10186-106 Street NW Edmonton, AB

September 4 – October 29, 2017

Western Development Museum

2610 Lorne Avenue Saskatoon, SK

November 15, 2017 – January 29, 2018

Western Development Museum

50 Diefenbaker Drive Moose Jaw, SK

February 17 – June 3, 2018

Galt Museum & Archives

502 - 1st Street South Lethbridge, AB

Women's Hands Building A Nation



Presented by the



Calgary, Alberta chinookguild.ca

CANADA – New Brunswick. Mary Alexander



My Story Rug depicts through HOPE and HARD WORK Struggling Readers can learn to read.

I am a struggling reader. I repeated grades 2 and 5. My family, especially my mother and good teachers, especially Mrs. Jackson gave me HOPE. I can remember my mother saying, "Mary you are not stupid." I can remember my grade 6 teacher Mrs. Jackson telling my mother the paragraph she would ask me to read the following day in class. Mom and I worked on that paragraph the night before and I was able to read it quite well the following day. Reading a paragraph to my class without struggling or missing most of the words gave me hope. I was 12 years old before I really believed I could learn to read.

With HOPE and HARD WORK I graduated from high school, earned a B.A., B.Ed., and Masters in Special Education. Some students (like me) learn to read later than others. Students reading 2 or more grades below the grade, they are in need: positive reinforcement and to attend more classes that focus on learning to read and ones they can do well in such as: Art, Music, Physical Education and Computer Science. Providing these accommodations will prove struggling readers can learn to read.

NEW SOUTH WALES –Braidwood


Maggie Hickey



Maggie is working on three stretcher frames at once to make her large rug. She will join the pieces together when finished. Maggie made a small rug as a trial for the pattern. It is in Newsletter No 14



To the right is the design given to Maggie for the rug.



NEW SOUTH WALES – Braidwood.

Gail Nicholls

Hi Miriam,

Here is a photo of my rug 'Reflections at the Water Temple', and also the photo I took which inspired it.

In July 2016 I was in Bali, teaching a 2 week ceramics workshop at the Gaya Ceramic Centre in Ubud. On a day of break between firings, we were taken to a water temple to cool off. There I saw this stunning pool full of colourful carp, with reflections of colourful banners and clothing of people standing around the pool. The photo I took of it inspired the rug which I made after returning home.



Reflections at the Water Temple. New and recycled fabric, hooked and cut on hessian backing. 144 x 114 cm
Gail Nichols

Gail is an amazing ceramics artist.
Google 'Gail Nicholls-Ceramics'

Some of Gail's pots.



ENGLAND- Durham - Durham Rug makers.

Hello Miriam from Edith and Ken Haswell. We have enjoyed reading your newsletter. It is fascinating to see what other crafters are producing. We wondered if you would be interested in some photos from the North East of England. Every September Beamish Open Air Museum has an agricultural show and this includes exhibitions and demos of traditional crafts including woodwork, leather, lacemaking and spinning amongst others. Everyone dresses in traditional costume and one of the major displays is put on by our own Durham Rug Makers (formerly Durham Clayport Matters.)

This includes exhibiting our work and explaining the craft to the public but are usually kept busiest with our 'have a try' tables. We sell items and equipment and I make hooking and proggings tools which are sold for Heather's Rug Aid funds. It lasts for four days and can be exhausting but great fun!





NEW SOUTH WALES - MILTON SHOW –

A reminder Milton Show is on 3rd and 4th March 2017. I wish to encourage you to put entries into the Show. Especially in the Hooky and Proggy Rug Section. The theme this year "Our Feathered Friends"(Entries are not limited to the theme) Please contact Miriam Miller email narrawillyfarm@shoal.net.au or Janet walker – email janetwalker4@bigpond.com if you need any information or wish for any help to put in an entry. We have 6 classes 1.Proggy Floor Rug, -2.Hooky Floor Rug,-3.Hooky &/or Proggy Wall Hanging,-4.Shorn Hooky or Proggy item, -5.Hooky or Proggy item not otherwise mentioned.,- 6.Any Proggy &/or Hooky Item by a person under 18. Items must be entered and at the Showground by 6p.m. Wednesday 1st March. The theme for 2018 Show is "Meat and Milk"

JAPAN – Tokyo - Fumiyo Hachisuka

Here, I send the picture of my work ' Butchart Cove' drawing and rug.. I went to Butchart Cove when I visited Victoria,,Vancouver Island, Canada, to attend the TIGHR conference in 2015.



WALES – ELIZABETH COLLINS.

As it is the Chinese New Year of the Rooster, from 28th Jan. I thought you might like to see my Rooster Rug. I have collected cockerels for years, and it was only a few years ago that I realized I was born in a Year of the Rooster.



This is the Welsh Ladies 'Parti Te'. (Tea Party)
It's not quite finished yet, on the last lap around the border. Bette



ENGLAND – YORKSHIRE – Leslie Ritchie

Heather and I moved to Reeth a village in the Yorkshire Dales in 1971 three years after we were married. I was a junior engineer in the Merchant Navy. In those days the tours away from home were for many months, my longest trip was 18 months. This amount of time away from home left Heather on her own with our daughter Vicky, when I say on her own, not for long! She soon integrated into country life in a farming community.

Our home had stone slag floors, which in winter were very cold to walk on. Heather became great friends with a lady called Hanna Place, who was born and brought up in Reeth. This is when my life changed when she said to Heather you need rugs on these here floors lass; I will show you how to make them. So Heather started making rugs and I started making the tools for her, as they could not be bought, those that were around had been handmade and quite crude. I had access to a metal lathe on my ship and designed the hook shanks. My first handles were made out of the only available wood on board ship, broom shanks! Not the best wood in the world, I had to cease making them as the crew on board was complaining of backache having to sweep the decks with brooms that only had a 12-inch shank!

As time went on, Heather was perfecting her rugs and required more specialized tools which I started to make for her in exotic wood handles, by this time she was teaching across the UK and my hook sales was confined here. Heather was invited to teach with Cilla Cameron at Green Mountain Rug School in America and it was there that my hooks were introduced. My hook sales have grown in the States over the years and I have now taken on a partner Ken who is a skilled turner and marine engineer to keep up with the demand.



A selection of the tools made by Les Ritchie. For more details, prices and information go to the website www.rugmaker.co.uk or the email address rughooks@rugmaker.co.uk

ON NEXT PAGE – (PAGE 8)

NEW SOUTH WALES – MILTON -Narrawilly Proggy Ruggers -
Some photos taken on our Rug day 3rd February 2017



Left
Progress on
Narelle Reynolds
Snake and
Dragon rug.

Right Bobby
George a visitor
from Glenrowan
Victoria, working
on her large rug.



Left Sonja Rogers
working on her
toothbrush rug
and right holding
up her
completed
hooked wall
hanging



Left Christine
Alexander
working on her
rug for Milton
Show. The theme
this year
'Our Feathered
Friends'

Right Sonja's
round
toothbrush rug,
made from
recycled sheets.

CONTINUED NARRAWILLY PROGGY RUGGERS.

We are a talented mix, and this photo shows Elke Smith-Hill with her recorder group. Elke rushes off from rugging days at 1p.m to practise her playing. (This is a 'Where's Wally' photo, you just have to find Elke.)



Below- Janet reading the latest issue of 'Rug Hooking', which contains many innovative ideas.



Narelle and Carol looking happy.



CONTINUED.



Dianne holding her knitted rug. This pattern is in my book.

‘Proggy and Hooky Rugs’

You start in the middle with 9 stitches and knit out

As a variation in the pattern, to get the blocks of colour Dianne knitted back and forwards instead of round and round. She later joined down the corner. The rug represents trees and the orange colours gum blossom

VICTORIA –Glenrowan - Bobby George

An interesting name to Google. – put in – “Maximo Lauro” who is a weaver in Peru and you will see his fascinating work



A piece of Bobby's work nearing completion.

Please advise me at narrawillyfarm@shoal.net.au if you no longer wish to receive this newsletter

THE END.

