

# CONNECTING US

This is not the official newsletter of the Australian Guild of Rugmakers

This is an additional newsletter compiled by Miriam Miller, President Emeritus

February 2019 Newsletter number 38

**IMPORTANT PLEASE PUT MY NAME IN YOUR CONTACT LIST SO YOU RECEIVE THESE NEWSLETTERS.** There was trouble with the January Newsletters going into Spam. So please always check your junk and spam folders. [It appears to be gmail accounts that are having the most trouble.](#)

**CANADA – Nova Scotia** -Toni Gallagher

Peggys Cove Lighthouse



. Peggy's Cove Lighthouse is one of the great tourist attractions in Nova Scotia. However people don't realize how dangerous the rocks are there. There is always a chance of a rogue wave sweeping people off those rocks. It doesn't matter how many signs the government put up warning of the hazard, people still go too close to the water. Many people have been lost and drowned there

I decided to do a mat depicting these waves. At first, I thought I could put in a rescue but the rug would have to be a lot larger to show this, so I just stuck to doing the lighthouse and water around it with high waves and surf. I think the dimensions are 27 inches by 36 inches or pretty close to that. I dyed my own wool but used some recycled. I also bought some wool from Moose River Studio (where you met me and the group I hook with). I used this piece as the lighter bottom part of the sky on the right. I almost always hook in 3 cut wool strips but I think there are some 4 cut strips also. Toni

When Jacqui and I were travelling I spent a day with the Moose River Studio Rug makers in Nova Scotia. Very cold and windy outside but not aware of it inside. I took many photos. and one I took was Toni's nearly finished lighthouse. It was extremely finely and exquisitely hooked and now here is the finished article. Congratulations Toni. Right the uncomplete rug in November



## CANADA- Lake Huron Sybil Mercer.

The large blue butterfly is Russian Punched on fabric, using very fine yarn that I purchased in New Zealand. I have been punching for about 10 years after 30 years of hooking caused my neck much grief. The motif is finished with a hand sewn edge and then applied to a black pillow.

Photo #2 is of a Magnificent Sunset about 5 p.m. on Dec 15, 2018 from our house.

We don't have this view very often. It is worked with cotton thread, and fine wool



### Joke

Person 1: I just burned 2000 calories in 20 minutes. Person 2: How?  
Person 1: I forgot to take my brownies out of the oven.

## CANADA – Gander, Newfoundland – Patricia Parsons



Patricia wrote. As I am the new Editor of the 2021 TIGHR Triennial Conference- and have to send out a newsletter for March- I want to ensure that I have a variety and balance of articles from around the world.

Please would anyone with something for Patricia please contact her.

Email [communications@tighr.net](mailto:communications@tighr.net)

Patricia has just finished the mat, pictured at left for a friend who loves the birch trees around her cabin on the lake.

Design by Brenda Tricehurst (Ontario)





**CANADA. Vancouver Island Victoria.** -Sheila Stewart.

It's been a very busy time here. We just had our annual hook in and we had 87 rug hookers. And wonderful three days. This is an annual event and this was their 15th year. Next year, it will be Jan 9-11, 2020. We would welcome any Hookers from Australia or anywhere in the TIGHR world. Details can be found on my website [www.blueheronstudio.ca](http://www.blueheronstudio.ca).


This is my latest project. A Starry Night Christmas stocking. Hugs, Sheila (Sheila is a past President of TIGHR)

### NEW SOUTH WALES Milton

Photo of my first sunflowers, I just love having them grow around my house. They make me happy just to look at them. View from my bedroom window, and a vase in my kitchen.







**Hebridean Abstract**, 30" x 26", #3- through 8-cut Harris Tweed yarn and wool on linen. Designed and hooked by Brigitte Webb, Dingwall, Scotland, 2013.

"This is a story rug in abstract form," Brigitte said. "A very good friend of mine called Donella McKenzie has a cousin, Ena Campbell, in her eighties, who after seeing one of my rugs asked if I would like to have her collection of Harris tweed yarns and wool left over from clothes she had made for herself and family. This lovely lady has lived all her life on the west coast of Scotland in a place called Rhue. I felt very honored to receive the materials, and about the same time, Donella gave me her dad's favorite Harris Tweed jacket. He had been a war veteran.

"So the inspiration came for me to hook Donella and her husband a floor rug. I thought I would do it in an abstract manner that would conjure up what Harris and the West Coast means—its ruggedness, hills, heathers, rivers, rocks, sea, isolation, open spaces, tranquility. All these locally made materials are the life blood of the island. I did not use any other materials in this rug other than these, including her dad's jacket. Initially I just drew a few random meandering lines, starting in the middle. It was lovely seeing this rug evolve out of feelings and thoughts, and I know how much it means to my friend."



## ENGLAND – Yorkshire – Reeth

## TIGHR Conference October 2018



This photo was taken at the entrance to the Church, where the 'Meet and Greet' and a wonderful rug display was held. In the photo Cindy Noble and Edwina Doucet from Nova Scotia. Isn't the proggy flower decoration magnificent.

## QUEENSLAND- Sunshine Coast. Rug Crafters – Annette White.

I started my polar bear, big project, have the snapdragon frame set up on the ironing board behind the lounge facing the television. Makes me sit more upright, and I can watch the tennis at the same time. In the photo you can see my recently finished bench cushion, it was supposed to be a doormat, but then I decided to keep it off the floor. I taught myself to hook with my left hand, as I don't want to turn the frame after each row. It's still not as fluent as with the right hand, but getting there. (I was left handed before starting school, but then in the olden days it was literally beaten out of me, can you believe it.)



I thought you may like to see a photo of how Annette arranges to watch the TV and sit upright.





## NEW SOUTH WALES - Milton.

We enjoyed a visit from Margaret Cowie from Uist, Outer Hebrides and her sister Alison Cowie from Holbrooke N.S.W.

Alison is a rugmaker of many years and Margaret has just completed 5 weeks as an Artist in residence in the Blue Mountains, and said she is entirely enthused again. Pictured in the Rug Room with Jacqui on a very warm afternoon..



Above a colourful page from the book

## BOOK REVIEW

'DOING WHAT WE CAN' . By The Myrtles.

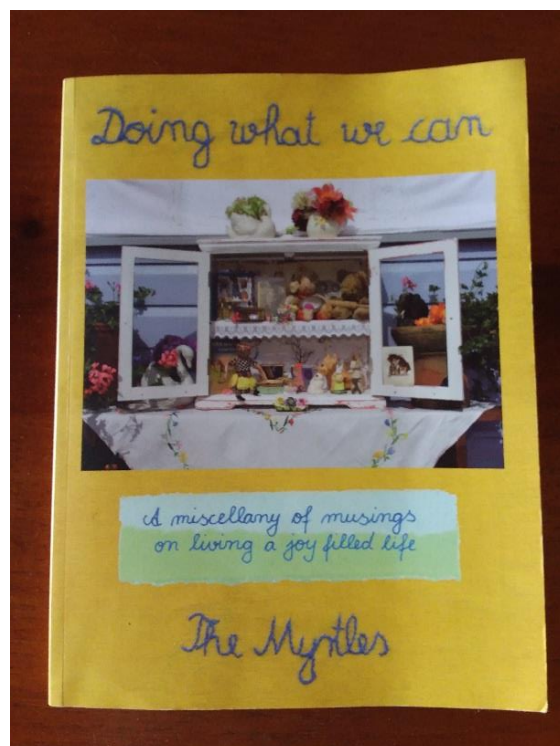
REVIEWED by Jacqueline Thomson

It is not often we find a Book quite like **"The Myrtles – doing what we can"**. A miscellany of musings on living a joy filled life. It is a book of colour, inspirational words and Works of Art, worthy to be in any artisan's library.

In the words of William Morris, he believed that we should surround ourselves with what we perceive to be beautiful. The rugs and wall hangings within these pages a testimony to his thoughts.

This book can be purchased from  
Sue Dove-email [suedove55@hotmail.com](mailto:suedove55@hotmail.com)  
or Diane Cox-email [rubyrugs@btinternet.com](mailto:rubyrugs@btinternet.com)

The cost is 20 pounds sterling plus postage  
I highly recommend everyone reading my newsletter purchase a copy. I guarantee you will love it. Miriam





CANADA. NEWFOUNDLAND, St Johns Dianne Warren.



The first image is the Swaledale sheep rug that came from one of the workshops in Reeth.

I am trying to find time to turn this one into a bag, using a pair of recycled trousers. If it gets finished, I will send another picture.

The dog team stamp is one that many people have seen in Celebration a couple of years ago. I thought it might help cool you down, as it is another winter scene. It is also a reminder that the next TIGHR conference is to be in Newfoundland. The last is a door topper that I drew up and hooked with the Dorr glitter wool, also a winter scene. Dianne

NEW SOUTH WALES. – Sydney – Martha Birch.


CRAFT AND QUILT FAIR 19<sup>TH</sup> TO 23<sup>RD</sup> JUNE 2019

Martha is again organizing an Australian Rug Guild Stand at The Craft and Quilt Fair in Sydney. This created much interest last year. Martha is looking for volunteers to man the stand, even for a few hours during this time. Please contact Martha or Miriam if you are able to help. Martha's email [marthabirch@gmail.com](mailto:marthabirch@gmail.com)  
Miriam [narrawillyfarm@shoal.net.au](mailto:narrawillyfarm@shoal.net.au)






**CANADA – British Columbia – Val Galvin.**  
 Hi, I'm Val Galvin from Chemainus, B.C..CANADA. I have a Studio here in town where once a week local hookers, braiders, and fibre artists congregate to exchange ideas and inspire each other. I don't have a website, but you can follow along on Canadian goings on, on my fb page [www.facebook.com/renditionsinrags](https://www.facebook.com/renditionsinrags) . I also teach classes in beginner hooking and braiding. here's a snap of the latest Braiding Class. Many like to complement their hooking with a small amount of Braid.





## QUEENSLAND - Mt Tamborine Bec Anderson

Bec has organized this event to make shopping bags, so we use less plastic. Perhaps it may give you an idea to do it in your own locality



**Bec Andersen** Textile Artist and Community Artist  
[www.becandersen.com](http://www.becandersen.com) [info@becandersen.com](mailto:info@becandersen.com) 0438147352

### Title: “Sew Local Sweat Shop”

#### Project Summary

“Sew Local Sweat Shop” is a public art event which actively engages the community to sew shopping bags in a factory production line setting. The performance will take place in a vacant shopfront and will provide educational and community building opportunities to the participants and audience.

**Project Benefits** As most of my community projects do “Sew Local Sweat Shop” casts a wide net in terms of its impact, particularly to the participants and audience. It provides the opportunity to engage passers-by to inspire and uplift, to educate and share and commune. It will inform sustainability and teach sewing skills to new people and to top it all off, it will produce hand sewn shopping bags as a by-product.

“Sew Local Sweat Shop” seeks to educate the community about a whole series of current issues as well as the skills required to create the bags:

- Slow Fashion vs Fast Fashion
- Overuse of plastics in the Environment
- Cutting, sewing overlocking and printing.
- Upcycling Fabric into useful shopping bags
- General Waste not Want not education

#### Social Engagement

“Sew Local Sweat Shop” will be promoted within the local community as a free event. It will also be promoted as a performance to attend. Local Business will provide the platform to promote the sewing event and to gather donated fabrics. The fabric gathering period allows for the promotion of the sewing event/performance.

Local Community Groups and schools will be encouraged to join in.

This project will bring those who know how to sew together with those who do not, providing a strong connection. It is hoped that all ages of the community will be blended into one cohesive production line with a mission to make bags.

Participants and Audience members will be a part of the making of community memories, as well as learning new skills and creating new friends.

**Location: Shop 18 Flame Tree Plaza, Main Western Road Tamborine Mountain.**

“Sew Local Sweat Shop” has been offered a vacant shop at #18 Flame Tree Plaza next to “El Burro” this space was once a bead shop and then a shoe shop. It is a combined gift of a mysterious and generous



landlord in conjunction with Michael from Tamborine Mountain Pizza. The project aims to revitalize this empty space temporarily to create community memories and stories.

### Timeline

**February 15<sup>th</sup> 10.30 am Official Launch at TM Library.**

**March 4<sup>th</sup> Installation and space prep with dry run**

**March 5 - 10 Sewing Production Line interactive Performance**

**March 11<sup>th</sup> Bag Distribution.**

### How can I get involved?

- Come to the library for the official launch on Friday the 15<sup>th</sup> of Feb at 10.30am, check out the prototype bags, see a demo of how to make them and sign up for a sewing session in March.
- We will need, cutters, sewers, Overlockers, tea makers, ironers, logo printers.
- Fabric donations medium weight min width 115cm clean can be left at Tamborine Mountain Library or with Jodie at Florence and Frida.
- Donations of good quality grey/beige or neutral sewing machine and overlocker thread, also required.
- If you wish to sew a bag for yourself you will need to provide 1 m of min width 115 wide medium weight fabric, which will make 2 bags one for the project and one for you to keep. Bring this with you to one of the sewing sessions and add it to the work pile for the day.
- Unique pre-stamped Bush Turkey Facings, handles and hooks provided.
- Sewing instructions and support provided.
- You may wish to collect facings and patterns and do some take away sewing.

[See https://www.becandersen.com/sewlocalsweatshop](https://www.becandersen.com/sewlocalsweatshop)

Project concept designed by Bec Andersen August 2018. [www.becandersen.com](http://www.becandersen.com)

### AUSTRALIAN RUGMAKERS GUILD Notice

**Save the Date - Mark your Calendars** -- An ARG Members Meeting is to be held Saturday Oct 5th in Strathalbyn, South Australia. A weekend of events open to the public is being organised around the Meeting. Guild members have been invited to join the StrathMatters on their annual social rug making retreat to be held in Tanunda in the Barossa Valley. Details will follow shortly.

**IMPORTANT. IF YOU DO NOT RECEIVE THIS NEWSLETTER BY 10<sup>TH</sup> OF THE MONTH PLEASE CONTACT ME.** [narrawillyfarm@shoal.net.au](mailto:narrawillyfarm@shoal.net.au)

This does not apply to people who receive by mail of course.



Please advise me at [narrawillyfarm@shoal.net.au](mailto:narrawillyfarm@shoal.net.au) if you no longer wish to receive this newsletter

You can also see “Connecting Us” archived on the Australian Rugmakers Guild website under Blog

[https://www.rughookingaustralia.com.au/wp-content/uploads/2019/01/37\\_2019\\_Jan\\_Connecting\\_Us\\_by\\_Miriram\\_Miller.pdf](https://www.rughookingaustralia.com.au/wp-content/uploads/2019/01/37_2019_Jan_Connecting_Us_by_Miriram_Miller.pdf)