



This is not  
the official  
newsletter  
of the  
Australian  
Guild of  
Rugmakers

This is an additional newsletter compiled by Miriam Miller, President Emeritus

May 2019 Newsletter number. 41

### QUEENSLAND -Sunshine Coast Rugcrafters – Annette White.

I have just finished the polar bear. .It is mainly hooked with a creamy coloured wool blanket (as soon as I saw it in the op shop, I visualized it to turn into a hooked polar bear). The blanket still had the 'Onkaparinka' label on and was so soft and clean that I was very hesitant to cut it up, but when I saw the moth holes it made that part easy.

The top of the head is hooked with a woollen underlay blanket, the snout and ears I made using a piece of very thick felted wool blanket, the various bits like nose , claws, inner ears, eyes, are pieces of jodhpur material. The head is stuffed very tightly with poly-fill. For the snow-ice effect on the front paws I used two types of wool and hooked it over very densely and sheared the loops. As backing I used a poly fleece blanket cut to shape and hand stitched it on.

All material used on this project is re-used upcycled. I started in January whilst watching the tennis and finished now, a lot of the time I listen to talking books or podcasts along the way. Annette



## NEW SOUTH WALES – Sydney – Kay Taylor

Here is: a photo of the proggy rug I have made for my son's birthday in July. He lives in and I thought the rug might keep his feet warm when he gets up early each morning to go to work.

He bought an old 1969 Mini minor some years ago, being a mechanic, he stripped the car completely and rebuilt it with a new motor, seats, upholstery etc. He then sanded it down to the raw metal before he spraypainted it orange with black stripes on the bonnet and a black turret.

I bought 2 old queen size pure wool blankets from eBay to make the rug. I tore them into 8<sup>th</sup>'s before I dyed them and then cut them into "proggy" pieces. I used 1 ¼ queen sized blankets to complete the rug.

The rug is very heavy and the thick woolen pile is lovely to walk on, especially in bare feet. It measures 55cm x 105cm



Cheers,  
Kay Taylor

## QUEENSLAND – Red Earth Ruggers. – Kingaroy, - Judith Brook.



This is my happy place, making a little rug, with a simple design and wide hand cut clippings, that could last 50 years of good service.

Many faces of the Moon.  
Made with an old man's dressing gown, and a crunchy spot dyed blanket.

Judith

## NEW SOUTH WALES – Milton - Narrawilly Proggy Ruggers



Friday 5<sup>th</sup> April A surprise visit from Maxine Keyes and husband Barry from Bellingen. Maxine started the Bellingen Rag Rug Group, and was travelling past. They are planning a move to South Australia. Maxine used to belong to the Narrawilly Proggy Ruggers in our early years and has made some amazing rugs.


## QUEENSLAND– SUNSHINE Coast Rughookers. – Judith Tompkins



I have included some photos from the Pomona Rug Expo where the Sunshine Coast Rug Crafters were invited to come and demonstrate other rug-making techniques to the public but also to the members of the Pomona Trash to Treasures group. The coordinator of the Trash to Treasures group is Beany Palmer and she visited with our group a few months ago and told us that although her group know how to do some recycling of fabrics into rugs they didn't feel they knew enough different ways to use the materials. As a result we were invited to the Rug Expo where we could share more information with them and hopefully create another "satellite" group who might come to our meetings in Beerwah. Judi



Continued -Sunshine Coast Rughookers



## JOKE - Your DUCK IS DEAD

A woman brought a very limp duck into a veterinary surgeon. As she laid her pet on the table, the vet pulled out his stethoscope and listened to the bird's chest. After a moment or two, the vet shook his head and sadly said, "I'm sorry, your duck, Cuddles, has passed away." "Yes, I am sure." The distressed woman wailed, "Are you sure?" "How can you be so sure?" she protested. "I mean you haven't done any testing on him or anything. He might just be in a coma or something." "The vet rolled his eyes, turned around and left the room. He returned a few minutes later with a black Labrador Retriever. As the duck's owner looked on in amazement, the dog stood on his hind legs, put his front paws on the examination table and sniffed the duck from top to bottom. He then looked up at the vet with sad eyes and shook his head. The vet patted the dog on the head and took it out of the room. A few minutes later he returned with a cat. The cat jumped on the table and also delicately sniffed the bird from head to foot. The cat sat back on its haunches, shook its head, meowed softly and strolled out of the room. The vet looked at the woman and said, "I'm sorry, but as I said, this is most definitely, 100% certifiably, a dead duck." The vet turned to his computer terminal, hit a few keys and produced a bill, which he handed to the woman. The duck's owner, still in shock, took the bill. "\$150!" she cried, "\$150 just to tell me my duck is dead!"

The vet shrugged, "I'm sorry. If you had just taken my word for it, the bill would have been \$20, but with the Lab Report and the Cat Scan, it's now \$150."

## QUEENSLAND– Tolga – Jennifer Walton (This is Jennifer's first piece)



Just wanted to know the hookies you sent me aren't sitting idle, I've attached a photo of the wall hanging I've started. Having lots of fun experimenting with shapes and different fabrics.  
Jen.

## QUEENSLAND -Landsborough



Screen made by Judi's partner Ken to hide a hot water tank. The metal panels came from Bunnings. A job well done, and perhaps an inspiration to others, turning something ugly into something attractive. Miriam

## QUEENSLAND- Toogoolawah –Carol Treloar



This is the new group Carol has started in Toogoolawah on Monday 8<sup>th</sup> April. It is so new the Group does not have a name yet. Carol was delighted and even a little overwhelmed that 10 turned up for the first day. (I can even count 11 on this photo) They are to meet every second Monday. Anyone travelling in that area please join them. Contact details through me.



Some patterned hessian Carol got from 'Spotlight', so everyone made an owl coaster. A small project to get started.

**.CANADA – Cape Breton – Friendship Matters – Cathy Komourdjian**



..  
At Friendship Matters Spanish Bay Circle, we are making small purse with hooked insert. Florence Thorne has led us on this project, she was making three absolutely beautiful Xmas bags ... so she agreed to help us make our own. I did flowers so I could use it right away...just have to press mine. There are about 20 of us making theses purses...I've sent some pics...of the first day and hopefully the whole group when they are finished.



Goat is Gail Dufresne Ruby Pearl...mine is called "Emerald Ruby Pearl" from Hooking in the Dales weekend. Reeth was so amazing (TIGHR Conference)  
-Cathy

## ENGLAND -North Yorkshire Reeth – Heather Ritchie.



Heather wearing a cardigan, (wool spun dyed and knitted by Miriam,) similar to one we saw in Iceland, when on knitting tour

Below photo in Iceland as my guide.



## NEW SOUTH WALES. Milton – Narrawilly Progger Ruggers. – Clair Bruton



Clair working on her enormous Jacaranda Tree.

Below and next page some of Ilka Landahl's scarfs.




## Narrawilly Proggy Ruggers continued.



## WESTERN AUSTRALIA – Albany - Kira Mead


### Standing Quillies



I have been developing my technique of late, so I can produce lighter and thinner artwork. I have exclusively stitched my pieces to achieve this end. My last few pieces I have bonded to canvas for easy hanging.

I have attached two of my latest pieces “The Shape of Fibre Art To Come” and another piece which is un-named at this point in time Kira

Continued Kira Mead.



Amazing colourful work Kira. Thank you for sharing with us. Miriam

**NEW SOUTH WALES – Sydney** = Sydney Rugmakers. – Martha Birch.

After all Martha's hard work, it is good to see her group meeting regularly and producing rugs. It is very hard starting a new group, finding a meeting place and a time to suit.

Thank you, Martha.



A piece Martha is working on.  
Part of a set of chair seat covers.

## Continued Sydney Rugmakers.



Theresa Reynolds with first rug



Kay Taylor. with first rug

## MIRIAM'S CIRCLE RUG COMPLETED.



THE END.

## /NEW SOUTH WALES

### MILTON

Narrawilly Proggy Ruggers. Meet 1<sup>st</sup> and 3<sup>rd</sup> Fridays every month.  
 Contact Miriam Miller Email [narrawillyfarm@shoal.net.au](mailto:narrawillyfarm@shoal.net.au). Phone 02 4455 6870  
 Website [www.shoal.net.au/~narrawilly/index.html](http://www.shoal.net.au/~narrawilly/index.html)

### BRAIDWOOD

CONTACT Maggie Hickey. Email [maggie.hickey@bigpond.com](mailto:maggie.hickey@bigpond.com) phone 0419 841 819

### BELLINGEN, North Coast

#### Bellingen Rag Rug Group

Contact Maxine Keys at email [baznmax@bigpond.com](mailto:baznmax@bigpond.com) Phone 02 6655 0591  
 meets 1<sup>st</sup> Friday of the month from 10am until no set time.

### BERMAGUI

Bermagui Rug Hookers. Contact Dawn Hollins at email [pigeontree@live.com](mailto:pigeontree@live.com)

[SYDNEY – Epping Sydney Rugmakers.](#) - Contact Martha Birch email [marthabirch@gmail.com](mailto:marthabirch@gmail.com) Group meets 2<sup>nd</sup> Saturday of the month, 10 to 4 February to November at Epping Creative Centre, Dence Park, 26 Stanley Street Epping.

## Australian Capital Territory

### CANBERRA - Two rug making groups

Canberra Ruggers meet in the Spinners and Weavers and Feltmakers Rooms. at 19/71 MacLaurin Crescent, Chifley, ACT

One group meets on the fourth Sunday of the month from 1.00pm  
 Beginners welcome  
 Contact Maggie Whyte at email [maggieandfish@hotmail.com](mailto:maggieandfish@hotmail.com) Phone 02 6281 0988  
Mobile 0488747953

Another Group meet on the second Friday of the month from 10 – 2p.m.  
contact Jenny Harber phone 02 6230 2429

## South Australia

### STRATHALBYN

Strath Matters. Meet 1<sup>st</sup> and 3<sup>rd</sup> Fridays 10- 1

Meet in the C.W.A. Building in Sunter St. right behind the Town Hall in High St

Contact Judy Stephens at email [studioblue20@gmail.com](mailto:studioblue20@gmail.com) Phone 08 85363451

## Western Australia

### WANNAROO

The Wannaroo Rugmakers. Meet every Saturday morning 10am to 1pm at the Library and Cultural Centre in Northern Suburb of Wannaroo. <https://wanneroorugmakers.com>

Contact Jo Franco at email [josephinefranco1@gmail.com](mailto:josephinefranco1@gmail.com)

**ALBANY** - Anyone interested in Rug Making contact Kira Mead.  
email - [kira.goldmx@westnet.com.au](mailto:kira.goldmx@westnet.com.au)

## Queensland

### KINGAROY

Red Earth Ruggers Meeting at 17 Fairview Drive, Kingaroy on 2<sup>nd</sup> Monday each month Time 9-12  
Contact Judith Brook at email [judybrook@gmail.com](mailto:judybrook@gmail.com)

### SUNSHINE COAST

The Sunshine Coast Rug Crafters meet twice each month at the Beerwah Library, 25 Peachester Road Beerwah.  
Map info about the library location at <http://library.sunshinecoast.qld.gov.au/sitePage.cfm?code=libraries-map>  
The group meets the Second Friday and the third Tuesday of each month from 2.30 – 5.30p.m.

New members are always welcome

Contact Judi Tompkins -- Email [judi.tompkins@bigpond.com](mailto:judi.tompkins@bigpond.com) or skype juditompkins

### Meetings

2nd Monday                      3rd Tuesday

### NORTH TAMBORINE The Happy Hookers North Tambourine

contact Bec Andersen email [info@becandersen.com](mailto:info@becandersen.com)

## Tasmania

### DELORAINE

The Happy Hookers meet every Monday from 10:00 – 12:00, at Art as Mania,  
20 – 22 Emu Bay Road, Deloraine, Tasmania

There is a \$2 donation to cover coffee, tea, refreshments.

Rug supplies can also be purchased at Art as Mania Contact – Laura Window on 0437 075 266 or  
[laurawindow@live.com.au](mailto:laurawindow@live.com.au)

HOBART Contact Emma Gunn at [emma.gunn@internode.on.net](mailto:emma.gunn@internode.on.net) and also  
<https://www.facebook.com/groups/hrootas/>

## VICTORIA

### YARRA VALLEY RUGMAKERS

Meeting days vary, so please check on blog.

Look on blog for more information <http://victorianrugmakers.blogspot.com.au>

contact Christina Noorbergen email [jerryandchris@startmail.com](mailto:jerryandchris@startmail.com) Phone 0490065274

Joy Marshall email [themarshalls@optusnet.com.au](mailto:themarshalls@optusnet.com.au)

Anne Schafer email [a.schafer@bigpond.com](mailto:a.schafer@bigpond.com)

### WODONGA- WANGARATTA-BENALLA

Bobby George – phone number 0357 662732

(Lone Rugger Seeking Same)

Email [beeg3675@gmail.com](mailto:beeg3675@gmail.com)

Please advise me at [narrawillyfarm@shoal.net.au](mailto:narrawillyfarm@shoal.net.au) if you no longer wish to receive this newsletter

To look up previous newsletters go to [www.rughookingaustralia.com.au](http://www.rughookingaustralia.com.au) click on blog and then Connecting Us.

