



This is not the official newsletter of the Australian Guild of Rugmakers

This is an additional newsletter compiled by Miriam Miller, President Emeritus

Newsletter Number 44 August 2019-

NEW SOUTH WALES. Epping Group. Martha Birch

I am happy to let you know about our recent Rug Makers Guild Stall experience at the Sydney Craft and Quilt Fair in June. It was a resounding success and I couldn't have done it without support. Thanks to Jo Franco for organising the Guild funding for this event, and thanks to my group members who attended each day to answer enquiries and demonstrate the craft.

We had 164 people give their contact details (total last year was 42) and the Fair Organisers have invited (ie free of charge) us back next year to have a large display area and a workshop!! This is such a great encouragement for Rug Hooking crafters, and will inevitably mean the creation of more groups like the one I have started in Epping.

I am currently organising training in areas in and around Sydney, to manage the demand we now have for classes, and it may mean our numbers will grow over time too. I might need a bigger meeting space at

Epping, but that is still a bit far off. As a bonus, I will be running a class at The Happenstore in Annandale later this year <https://www.thehappenstore.com> They charge a fee but provide refreshments and the venue, as well as advertising the class. They get an enormous response to everything they run, so I will be reaching a wider audience. My aim is to teach in areas in and around the Sydney Metropolis and start groups in other areas that can be self-supporting to some extent.



The photo shows our stall and some of the interested passers-by. Martha.

QUEENSLAND -Kingaroy. Judi Tompkins. Continued from last month.



by Australian bass fish.

This “punny” piece gives the viewer another opportunity to see and hear how words can convey interesting visual imagery. “Bass” is just one of the English words that has a different meaning depending on its pronunciation and context. (*Called a Heteronym for those who want to know!*).

In this piece, the visual pieces don’t make sense until you realise that the lowest note in a chord – the bass note – could indeed be edible if it was a *bass* fish.

An authentic ice-fishing pole is mounted on stretched canvas covered with brocade fabric and surrounded by starched repurposed, hand-crocheted doilies. A “fishing line” of black wool yarn runs through the reel through the two notes on the Bass Clef to connect (via the fishing lure) the lowest (or bass) note of the chord - represented

**“A moment in colour:
Unbeweavable” (2019)**

Sometimes need a “whack on the side of the head” (metaphorically speaking!) to challenge ourselves to look at art — and, in a sense, at the world — in a new Abstract dares us to defy what we see and interpret an image that is fundamentally different from the kind of images brain has evolved to reconstruct or we expect.

When confronted by a work of abstract which steers us away from our real-expected vision we instinctively search for reassurance in patterns, recognizable shapes, and formal figures within the “foreign” abstraction. Instinctively



we

way.
art

our
what

art,
life,

Continued Judi Tompkins

we want to impose a rational explanation onto a work, but abstract art fights this and it makes our brains work in a different, harder way at a subconscious level. We

may not say it out loud but this is probably why people tend to find abstract art more intimidating, and quick to dismiss it. All this abstraction means our brains must suddenly function in a different, less comfortable, more puzzled way.

With
that being said, what do you make of this piece?

“Glenda the Latchkey Dragon”



“Glenda”
is a house dragon and has her own key (so she doesn’t disturb the family) to come and go as she pleases. Her “dragon flap” door sits on timber threshold where Glenda regularly deposits the “treasures” she finds when she is out and about.

Glenda’s collection of sparkly, bright treasures include: a piece of crystal Labradorite; several glow-in-the-dark stones (they glow softly in the dark – after exposure to even indirect light – and serve to help Glenda find her

doorway – her night vision isn’t so good); volcanic stone; a fossil shell and seashell; brass dragon bookmark with globe; seed pod; and several jars of small beads.

“Glenda”
is a house dragon and has her own key (so she doesn’t disturb the family) to come and go as she pleases. Her “dragon flap” door sits on timber threshold where Glenda regularly deposits the “treasures” she finds when she is out and about.

Glenda’s collection of sparkly, bright treasures include: a piece of crystal Labradorite; several glow-in-the-dark stones (they glow softly in the dark – after exposure to even indirect light – and serve to help Glenda find her doorway – her night vision isn’t so good); volcanic stone; a fossil shell and seashell; brass dragon bookmark with globe; seed pod; and several jars of small beads.

ENGLAND- Yorkshire- Heather Ritchie Trip to The Gambia.



Left - Maeriotou with her first rug. She is totally blind.

This last trip to Gambia was wonderful. Chrissie worked so hard. We sent out 70 white canes ahead so she had a lot of training to do.- Heather

This is Heather's charity RUG-AID which helps blind and partially sighted people to make rugs to earn an income.



Above is a picture of Mustopher .he is blind .working with the horses. we taught him rug making and he sells them to the visiting tourists ,Then Chrissie taught him to walk using the cane . we took a new cane and new shirt for him on this visit

Continued Heather Ritchie in The Gambia.



To the left. This rug was made as a commission.


Below Chrissie teaching, and Heather stirring the rice



Heather is paying school fees for Pasamba as parents are blind.




Continued re Rug Aid The Gambia



Read description at bottom of page.



the young girl is totally blind and she is a new student. She picked it up straight away



Hello Miriam this little girl is called Sohna .her mum is blind ,she is one of our best rugmakers ,she is called Isatu .she is the one who wouldnt use a white cane .she didn't want any one to know she is blind,,, she is too ashamed !!! She fell and smashed all her teeth out and we had her sorted with false teeth . someone donated the school fees so Sohna can go to school

☐ CANADA – Ontario -Kitchener – Lorna Vogel



Hi Miriam,

This first rug is a very simple scene I designed because I wanted more practice hooking a sky. It is a mixture of cut wool and yarn. The pumpkin rug was a lot of fun because I incorporated zippers. I attached the zipper to the backing much like you would standing wool, then I hooked up to the zipper. I have to say I like the effect! The pillow is done with silk men's ties. It is my own design. I just

love making these pillows. It is so much fun looking for the right colour of tie from my favourite Thrift stores. Happy Hooking from Lorna Kitchener Ontario



CANADA. -New Brunswick -Mary Alexander,


Good Morning Miriam,

Well it may not be morning for you. We took a course on making these bird's nest yesterday in Riverside Albert in an old court house. It was a wonderful experience.

Hope you are doing well.

Love,

Mary



NEW SOUTH WALES -Braidwood, -

EXHIBITION OF RUGS CREATED BY GAIL NICHOLLS.

VENUE AT THE SUKI AND HUGH GALLERY
38A Gibraltar Street, Braidwood

DATE 29TH June to 11th August 2019

See one of her rugs on page 11

WESTERN AUSTRALIA -Margaret River -Wendy Roediger

Wendy was visiting from W.A.

Wendy brings sunshine into everyone's life with her mad hair do's and her infectious laughter

She has promised to send something for the newsletter.

Wendy started her proggy rug making with, designs of squares with love hearts and has continued every rug with this theme in wonderful colours.

FRANCE- Joanna Romney



this is an example of a suitcase identifier made from scrap blanket and sari silk.

from page 7 – Miriam We needed a large photo to see Lorna's use of zippers.



With the fire burning warmly, we enjoyed plenty chatter and little rug making. We were very happy to greet Maggie Hickey and Gail Nicholls from Braidwood, and also Maggie Whyte from Canberra, plus a friend Alison. At the moment because of my broken pelvis, I am having someone from the local nursing service come to help me shower in the evening. I have managed to enthuse a couple of the nurses into rug making, and we were happy for Clair and two of her friends come and learn what it was about...Janet Elaine and Bev ,soon started them off on small pieces .I have run out of my book "Proggy and Hooky Rugs" and I do not want to have the expense of reprinting again.

.Maggie and Gail, sorted out some frames and tools they wanted for an upcoming workshop in Braidwood. They hope to have a regular group meeting day there in the near future

e.



To the left, one of Gail's magnificent rugs.

Above a rug Maggie Hickey made with scraps of Harris tweed

Above left Elaine and Janet



Continued Narrawilly Proggy Ruggers.



Magnificent
Crochet rug
made by Frankie
of the Milton
Spinning Group.




Floor rug crochet
by Clare using
recycled doona
covers

Australian Rugmakers Guild

Following the successful launch of the virtual mixed-media exhibition,

"Re-imagined" in 2018, the "team" from **Global Textile Hub** (Jo Franco, Kira Mead and Judi Tompkins who are also members of this Guild) have a new virtual project ready to go: an online **Global Hook-in**.

This virtual event will launch online in Australia and can be accessed from around the world through a simple sign up.



Australian viewers will join the Hook-in online Wednesday morning, 14th August 2019 but due to the international time difference, those in the USA/Canada will be joining on the evening of Tuesday 13th August.

The virtual event will be introduced on behalf of the Australian team at Rug Hooking Week, Sauder Village, Ohio, USA by our fibre colleague Susan Feller, *ArtWools*, West Virginia.

Keep watching this space or click this link to the [Global Textile Hub FB page](#) for more information

JO FRANCE HAS NOW SENT MORE DETAILS

Miriam - if you want to copy and share this information with the links in your newsletter we'd appreciate it. Love Jo

It's time

Registration is now open for the Global Rug Hub [click here to Register](#)

It's just a matter of adding your email address and your Country of Residence and clicking [SUBMIT]

A confirmation email will be sent to you right away – if you don't see it look in your SPAM box.

In the confirmation email it will show the Date and time of the event as Aug 14, 2019 and the time in Perth, Western Australia as 06:30 am. You can find the time for YOUR location by clicking [this link](#).

Below the date and time in the confirmation email will be the link to Join – you can do this from a PC, Mac, iPad, iPhone or Android device.

After you've received the confirmation email, a reminder email will be sent one week before the event and another 1 hour before the event – these emails will also have the link to JOIN.

If you haven't participated in an online webinar before and would like some help, attached find "Helpful Hints for the Global Rug Hub webinar" which can be downloaded and printed and might serve as a handy reference on the day.

Susan Feller will login to the Global Textile Hub's virtual hook-in at Rug Hooking Week at Sauder Village if you're going to Sauder, join us and Susan at this live event there will be seating available and you'll have an opportunity to meet, online on the night, the Global Textile Hub team (Josephine Franco, Judi Tompkins and our producer Kira Mead).

If you're joining us from your home or any other location you can also watch with your friends.

Keep watching the [Global Textile Hub website](#) for more information about joining this event join no matter where you are in the world and also meet some of the rug makers from around the globe who have shared information with us.

You can also find us on [Facebook](#) Feel free to share this email and it's links with your friends.

Looking forward to having you join us in August

Kind regards, Jo, Judi & Kira

The Virtual Team: Jo Franco & Kira Mead (Western Australia) Judi Tompkins (Queensland, Australia)

<https://globaltextilehub.com/>

<https://www.facebook.com/GlobalTextileHub/>

THE INTERNATIONAL GUILD OF HANDHOOKING RUGMAKERS

Known as TIGHR

I want to make everyone aware of the International Rugmaking organization. TIGHR has a meeting and conference at three year intervals. The last one was in October 2018 in Reeth Yorkshire. The next one is in St Johns Newfoundland. Canada in October 2021.

This is a wonderful organization bringing together rugmakers from many countries. I would urge all rugmakers to join. The cost to be a member is no different if you join now or the day before the conference. One cost for the three years. Just Google 'TIGHR' and click on members and it is easy to join. Only members can attend the conference. There are usually other activities arranged for partners of attendees. There were approximately 120 members at the Yorkshire conference.

So start saving now. Miriam

CONTACTS (please check that your details are correct.)

NEW SOUTH WALES

MILTON

Narrawilly Proggy Ruggers. Meet 1st and 3rd Fridays every month.

Contact Miriam Miller Email narrawillyfarm@shoal.net.au. Phone 02 4455 6870

Website www.shoal.net.au/~narrawilly/index.html

BRAIDWOOD

CONTACT Maggie Hickey. Email maggie.hickey@bigpond.com phone 0419 841 819

BELLINGEN, North Coast

Bellingen Rag Rug Group

Contact Maxine Keys at email baznmax@bigpond.com Phone 02 6655 0591

Group meets 1st Friday of the month from 10am until no set time.

BERMAGUI

Bermagui Rug Hookers. Contact Dawn Hollins at email pigeontree@live.com

[SYDNEY – EPPING - Sydney Rugmakers - contact Martha Birch email \[marthabirch@gmail.com\]\(mailto:marthabirch@gmail.com\)](#)

Meet 2nd Saturday each month 10-4 February to November at Epping Creative Centre, Dence Park, 26 Stanley Street Epping

Australian Capital Territory

CANBERRA - Two rug making groups

Canberra Ruggers meet in the Spinners and Weavers and Feltmakers Rooms. at 19/71 MacLaurin Crescent, Chifley, ACT

One group meets on the fourth Sunday of the month from 1.00pm

Beginners welcome

Contact Maggie Whyte at email maggieandfish@hotmail.com Phone 02 6281 0988

Mobile 0488747953

[Another Group meet on the second Friday of the month from 10 – 2p.m.](#)

[contact Jenny Harber phone 02 6230 2429](#)

South Australia

STRATHALBYN

Strath Matters. Meet 1st and 3rd Fridays 10- 1

Meets in the C.W.A. Building. Sunter St. -right behind the Town Hall in High Street.

Contact Judy Stephens at email studioblue20@gmail.com Phone 08 85363451

Western Australia

WANNAROO

The Wannaroo Rugmakers. Meet every Saturday morning 10am to 1pm at the Library and Cultural Centre in Northern Suburb of Wannaroo. <https://wanneroorugmakers.com>

Contact Jo Franco at email josephinefranco1@gmail.com

ALBANY - Anyone interested in Rug Making contact Kira Mead.

email - kira.goldmx@westnet.com.au

Queensland

KINGAROY

Red Earth Ruggers Meeting at 17 Fairview Drive, Kingaroy on 2nd Monday each month from 11th April Time 9-12

Contact Judith Brook at email judybrook@gmail.com

SUNSHINE COAST

The Sunshine Coast Rug Crafters meet twice each month at the Beerwah Library, 25 Peachester Road Beerwah.

Map info about the library location at <http://library.sunshinecoast.qld.gov.au/sitePage.cfm?code=libraries-map>

The group meets the Second Friday and the third Tuesday of each month from 2.30 – 4.30p.m.

New members are always welcome

Contact Judi Tompkins -- Email judi.tompkins@bigpond.com or skype juditompkins

Meetings

2nd Monday 3rd Tuesday

NORTH TAMBORINE The Happy Hookers North Tambourine

contact Bec Andersen email info@becandersen.com

Tasmania

DELORAINE

The Happy Hookers meet every Monday from 10:00 – 12:00, at Art as Mania, 20 – 22 Emu Bay Road, Deloraine, Tasmania

There is a \$2 donation to cover coffee, tea, refreshments.

Rug supplies can also be purchased at Art as Mania Contact – Laura Window on 0437 075 266 or

laurawindow@live.com.au

HOBART Contact Emma Gunn at emma.gunn@internode.on.net and also

<https://www.facebook.com/groups/hrootas/>

VICTORIA

YARRA VALLEY RUGMAKERS

Meeting days vary, so please check on blog.

Look on blog for more information <http://victorianrugmakers.blogspot.com.au>

contact Christina Noorbergen email jerryandchris@startmail.com Phone 0490065274

Joy Marshall email themarshalls@optusnet.com.au

Anne Schafer email a.schafer@bigpond.com

WODONGA- WANGARATTA-BENALLA

Bobby George – phone number 0357 662732
Seeking Same)

(Lone Rugger
Email beeg3675@gmail.com

Please advise me at narrawillyfarm@shoal.net.au if you no longer wish to receive this newsletter