



This is not
the official
newsletter
of the
Australian
Guild of
Rugmakers

This is an additional newsletter compiled by Miriam Miller, President Emeritus

September 2019 Newsletter number 45



AMERICA- California-

Gene Shepherd.

, I have attached a shot of a Sphinx pillow I started hooking earlier this summer when I was cruising up the Nile. I wanted something to work on that would be a keep sake, yet not too big. This pillow is 20" square. Although it is a rather odd project, I have enjoyed making it very much. Gene

Gene's flower evenings sound a good way of introducing people to rug making. Miriam

Another comment and photo

from Gene Miriam - Forgot to tell you about the proddy flower taster classes I have been doing for Ladies' Night Out events for women in my church. It's just a 2 hour evening night out - I provide the backing, wool and tools - they bring the food! I have had two of these and they have been very popular. I think we might even get a hooking class this fall as a result of it. I am not sure if they like me, proddy or just getting a night away from their kids! Whatever the reason, they have been popular and it allows us to find new people. Gene PS: Since the church I attend has about 2,400 people in attendance each Sunday morning, I may have to do these classes for a long time!



NEW SOUTH WALES. – Burrill Lake -Kristine Bourke



Pictured: Painter and printmaker Kristine Bourke from Burrill Lake NSW with her hand-printed and hand-stitched quilts.

Kristine prints on calico or 100% cotton squares using actual plants from her garden as the shapes to create her designs. Her method is a gel print plate which she makes using gelatine and glycerine from the supermarket. Once the plate sets it can be used over and over. For more information about gel printing follow this link:

<https://kimherringe.com.au/printmaking/gelatin-plate-printmaking-recipe/>

Kristine works on the bench in her cosy kitchen (it's the right height) using acrylic paints and textile medium. After the printing, there is lots of ironing to set the ink and make it washable.

Finally she assembles and hand stitches each square to make her beautiful and unique quilts and table runners. She embellishes the end result with what she calls 'the wandering stitch.'

"I reminds me of wandering through my leafy garden," she says.



Close up of one of Kristine's quilts.



QUEENSLAND – Kingaroy -Judith Brook



Community Arts Project Proggy -â€™River of Beliefsâ€™™ for the Kingaroy Winter Craft Festival 2019 This Proggy Rug at left, was In the gallery for 2 months so the volunteers could show members of the public how to prog and have a go. With help from the Red Earth Ruggers.

It took a further 3 weeks to complete, so about 100 hrs work with cutting and Proggy.

And another 6 hours to sew the backing on. It will be on display around the South Burnett for 9 months, then auctioned off at the beginning of the next Winter Craft Festival in 2020.

People that worked on it (even if they only did 1 or 2 progs) have been coming into the gallery and asking about it. Keen to see the finished rug. Which is on display in the Kingaroy Art Gallery as part of the Jumping Ant Arts Spring Exhibition.

Jumping Ant Arts Inc.
South Burnett Region, Queensland

Invites you to join us for **Morning Tea** and to view
Our latest exhibition (RSVP please)

The Spring Collection:

Jumping Ant Arts 2019

the 10th Anniversary Exhibition
of Encouraging the Arts In the South Burnett

Let's Celebrate !!!

Wednesday 4th September from 10:00am - 2:00pm
Kingaroy Regional Art Gallery and 1913 Council Chambers


Come along and **Dye your own Silk Scarf (\$5 all materials)** rsvp please
Watch demonstrations in print making, rug making, flower art and more

Go for a Gallery Walk with an exhibitor
Lucky door prize

The Spring Collection: Jumping Ant Arts 2019 will be running
from Sunday 1st September to Wednesday 9th October 2019
Kingaroy Regional Art Gallery

Gallery Hours: Monday - Friday: 10:00am - 4:00pm Weekends + Public Holidays: 9:00am - 1:00pm

For more details and RSVP to this event phone 0406 302 713 To RSVP Silk Scarf Workshop phone 0403 616 564



NEW SOUTH WALES – Milton - Marama Warren

Dear friends. ,Here is an article about cataloguing my books at the NZ National Library. The writer, Hannah Mettner is a poet and has been very supportive of me and my work. I think she has done a great job. Scroll down to see photos. Marama

Comments on the blog post are most welcome.

<https://natlib.govt.nz/blog/posts/cataloguing-the-maramawarrencollection>

Marama-<http://creativemarama.wordpress.com/>

SOUTH AUSTRALIA- Strathalbyn – Judy Stephens



Hi Miriam

This is a Claire Murray design. One of my friends found the whole kit in a charity shop, so I bought it and did the work so that we could use it as a raffle prize in October at our event. I have to say that it wasn't very well printed, and the colours didn't match the picture, and there wasn't enough of one colour to finish the project. So, needless to say, there was a bit of improvisation in the process. But it looks pretty! Judy



This rug is going into the local Strathalbyn Show on the same weekend as our Guild event. Luckily for us, we have a judge this year who know a little bit about rug making!

It is as Judy said very hard to find Judges at our Shows in Australia, who know about Rug making and are not one of our group.

NEW SOUTH WALES. -Milton -Frankie

Frankies wonderful crochet rug. Made with a Multi coloured cotton yarn

Frankie is a member of the Murramurang Spinners and Weavers and they meet on the first and third Mondays.



QUEENSLAND- Annette Whyte

Dear Miriam,

, I just thought I send you some progress pictures of my current project, a footstool cover. I have been working on it already many hours, but it's slow, as the pieces are quite small and I have to cut many many strips, therefore many starts and finishes. As I mentioned they're offcuts from jodhpurs being sewn, a beautiful leathery feel to that faux suede, and I use the finest hook I have as it grips well onto the strips from underneath when hooking. The backing is the same curtain material i used for my bear rugs, it's sturdy and very light and doesn't shed Fibre like hessian. I love my Snapdragon frame, it was a good investment. If I had the choice again I would opt for the flat model, not the one which is higher at one side, as I turn it a lot when working on this project.

Annette



KIRA MEAD'S TRIBUTE TO ROBIN INKPEN

Here is a link to Kira Mead's Youtube channel - - you will be able to go there and see the video Kira has made as a tribute to Robin

You will also be able to see all the other videos Kira has made - the most recent Global Rug Hub video and webinar and one about last year's "Re-imagined" and all the previous Guild videos. Here's the link Love Jo

https://www.youtube.com/channel/UCXeYFTOLBoNfRhMivOHPblg?fbclid=IwAR3yA_ouYNZFbyXf3RIPi2vpHKXt2Ls0zX9yYxBJ37J14uh8tb2qAFLJy4I

GLOBAL HOOK-IN

Written by Judi Tompkins

Following the successful launch of the virtual mixed-media exhibition,

"Re-imagined" in 2018, the "team" from **Global**

Textile Hub (Jo Franco, Kira Mead and Judi Tompkins who are also members of the Australian Rugmakers Guild) launched a new virtual online project, a **Global Hook-in**. For this event, images, video and voice recording clips were submitted by rug makers from around the Globe – hence the name of the video – “Global Rug Hub”.

Depending on where participants lived in the world, the Global Hook-in was launched online Wednesday morning, 14th August 2019; while USA/Canada joined us on Tuesday evening on the 13th August.

The virtual event was introduced on behalf of the Australian team at Rug Hooking Week, Sauder Village, Ohio, USA by our fibre colleague Susan Feller, *ArtWools*, West Virginia. Susan was able to sign-in to the session on her laptop that was linked to a big screen TV. Seating was arranged so that the vendors setting up for Rughooking Week had an opportunity to participate in the discussion.

We decided to hold this Global Rug Hub webinar for two reasons: first, we wanted to build on and strengthen the fabric of our global networks - and technology makes this much easier now. Second, we thought it was important for us to contribute Australian stories to the history of rug making, particularly as it “happens” here in Australia. Most viewers haven’t travelled to or around Australia and are unaware that rugmaking does indeed “happen differently” here and we don’t have the same history of this craft that the northern hemisphere has. Australian rugmakers have to approach the craft differently and must address challenges that are unique to us – for example, the distances we need to travel to see any other rug makers, or the fact that there are fewer than 200 Australia rugmakers scattered across an area the size of the continental US.

The first 30 min of the hook-in/webinar consisted of a video (produced by Kira Mean) that focused on rug hookers from 7 countries and three continents. Kira was able to weave together photos, videos, and voice-overs from an interesting range of rug hookers and fibre artists to illustrate the diversity of this traditional craft.

The second half of the hook-in offered a discussion with Jo Franco and Judi Tompkins about the Australian perspective and later Susan Feller and the Sauder Village attendees were invited to chat and ask questions via the live link.

.We were overwhelmed by the number of photos, ideas and videos people sent us for this event and we would like to remind you that if you sent material that was not used, it will be used as we set up a series of posts on the Global Textile Hub pages and incorporate them into Facebook posts, blog entries and special features on the Global Textile Hub in the coming months.

If after viewing the video or discussion you have questions or you have ideas about other topics you would like to see discussed ; or you would just like to offer further comments please contact Jo, Kira or Judi through the Global Textile Hub (Facebook or Blog)
or rugcraftingaustralia@gmail.com

You can view the webinar and discussion on:

Global Textile Hub’s website & Facebook page <https://globaltextilehub.com/>
<https://www.facebook.com/GlobalTextileHub/>

continued next page

Continued Judi Tompkins

and the **Australian Rugmakers Guild website and Facebook page**
<https://www.rughookingaustralia.com.au/blog/>
<https://www.facebook.com/australianrugmakersguild/>

Or you can see this and more of Kira Mead's work on her YouTube Channel:

<https://www.youtube.com/channel/UCXeYFTOLBoNfRhMivOHPblg>

The Virtual Team: Global Textile Hub,

Judi Tompkins (Queensland, Australia), Jo Franco (Western Australia) & Kira Mead (Western Australia)

<https://www.facebook.com/GlobalTextileHub/>

Members of: Australian Rugmakers Guild - Jo Franco, Editor ; Judi Tompkins, Communications Chair;
 Kira Mead, Videographer

<https://www.rughookingaustralia.com.au/blog/>

<https://www.facebook.com/australianrugmakersguild/>

and The International Guild of Handhooking Rugmakers (TIGHR)



In this newsletter there are a number of websites mentioned. I do hope you take the time to look at them. Miriam

WESTERN AUSTRALIA



We are saddened and shocked by the unexpected death of Robin Inkpen. Robin was a most innovative creative rug maker. and a kind lovely person.

She will be missed by her many rugging friends in Australia.



Some of Robin's many creations

Above left – "Tying up Loose Ends".



THE END

