




This is not the official newsletter of the Australian Guild of Rugmakers

This is an additional newsletter compiled by Miriam Miller, President Emeritus

Narrawilly May 2020 number 52

VICTORIA – Lock – Yarra Valley Rug Group. – Chris Noorbergen



Piece Chris is working on. Nearly finished.

A.C.T Canberra

Maggie Whyte

I have just finished this basket/bowl. Maggie



NEW SOUTH WALES -Sydney -Jill Yates.



These photos are of my just commenced patchwork project. The first photo is my bed quilt and the second photo is the beginnings of a lap rug to match made from fabrics left over from the bed quilt. If there are any fabrics remaining after the lap quilt I will make a rag rug. With so much time I expect to complete the lap rug in a few weeks although not the quilting which will take more time.

Jill

HINT FOR CLEANING SILVER. - Place cutlery to be cleaned in a bowl or similar. Add some bicarb-soda, like a good tablespoon, then crumple some alfoil (silver foil) about a 15cm length, place with the cutlery, pour over boiling water, and like magic the silver is shining again. Rinse. Quantities depend on amount of silver to be cleaned. Not sure if it is good for the silver, but it is good for the cleaner. Miriam

I just made up quantities because I usually just shake some bicarb over the cutlery add a bit of alfoil, don't suppose it has to be crumpled and then the boiling water.

SOUTH AUSTRALIA - Adelaide Ashleigh Gibson



The one good thing to come out of the coronavirus situation is that we all have more time for crafting.

I finished a rug that my 8 year old designed for her bedroom. I used your informative book to help with backing it. It's very soft being mainly scraps of fleece from a child's onesie I had made.
Ashleigh

CANADA- Nova Scotia. — Cindy Noble.



Please find attached two photos of the cabin challenge. This is so unique, with Heather Reid doing this piece on a cushion, making one side summer and the other side winter. I will also get a photo of Heather as well, for your next newsletter Miriam.



FRANCE – Normandie = Laurence

Hello from France Alençon where we have to stay at home because of Coronavirus.
I work by internet at my home and I do a lot of crafts to pass time I send you some photos
best regards. Laurence



I send you somethings else I did by sewing with old fabrics, a bag with neckties and old jean's trousers.

A bag with lace and a top with lace.

Laurence



AMERICA – Wisconsin – Milwaukee – Sharon Felton

Where it all began for me...

When I was 6 or 7yrs of age, my grandma used to sit with me and teach me how to embroider and knit. I never liked the knitting as much; she would say someday you will want to do this and be sorry if you don't learn now.

Well I stuck with the embroidery but not the knitting so much. She was right I wish I would have learned how to do it back then.

I really went from embroidery to crewel pictures and pillows throughout my younger adult years.

When I was pregnant with my first baby in 1977, I found a picture of a strawberry hooked chair pad. I ordered it and searched for someone to teach me. At our local day college there was a little course, so here I am 7month old pregnant young thing, to a group of little grannies hooking away. They were so thrilled to see this young thing want to learn their craft. They nurtured me just like my grandmother did, they hand dyed the wool for my strawberries and leaves. But I wish I could say I finished it then.

Baby came and between baby and farm life, it got rolled up and put in a box of projects. When that baby turned 30, I resurrected it and decided to bring it to completion.

I had to search out a new teacher and by that time I decided it needed to be a foot stool. My business back then was decorative painting walls and furniture....the rest is history. But my heart is so grateful for the women who were so patient and kind to me...starting with my grandmother.

Looking forward to sharing with you my history for Proggy rugs. But that's for another time.

From Wisconsin,
Sharon Felton



GUERNSEY -Sue Seymour --written 3rd April

It was good to receive your newsletter and see how other rug hookers around the world are coping with isolation.

Here in Guernsey we have lock down, only essential workers allowed out and about, and everyone else, only to shop for food, medicines and go for exercise either walking or cycling, a bit too cold still for a dip in the sea!

All shops and businesses shut, except for essential, hence we have no tourists!

No passenger ferries from anywhere only freight boats, and only 2 flights over to the mainland daily, and then people have to go into self-isolation for 2 weeks.

We have 91 cases tested positive, but only one person needing hospitalisation at the moment. Unfortunately one of the care homes has 27 people testing positive, that is patients and staff. So, this is needing special management.

We are all doing lots of knitting, gardening and rug hooking and the children are doing school lessons on line. Where would we be without modern technology.

Stay in and stay safe, is the call for the moment, so our best wishes to you and your family.

Love
Sue and John

NEW SOUTH WALES – Berry -Lauren Hehir

First cushion, in a series.

Lauren

NEW SOUTH WALES – Holbrook – Alison Cowie



The blanket is made from squares cut from woollen jumpers and then I have made binding with some blue cotton to join them. I tried to just machine them together before in another blanket but it wasn't very effective or my sewing machine skills are a bit wonky. The first one I did was with favourite jumpers and hand knots. These are just old op shop ones.



Close up
of join

The rug! We have two lovely dogs and I am doing the rug about them. Casper is a lab/ kelpie and very hungry all the time so he is eyeing off an apple. Indigo loves fetching so she has the tennis ball. We now have another pup called Angus so I might have to add him in somewhere else!!

The jumper below is for my daughter fleur. Alison X



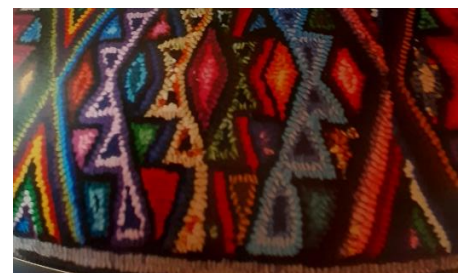
NEW SOUTH WALES -Milton -Narrawilly Proggy Ruggers -Miriam

My rug inspired by the Book 'Rug Money' about Guatamalan women and their rugs.

Three pictures started me designing my rug. The first was for the colours , green and purple in this rug.. Although in this photo hard to see the true colours. Then next I liked the flowers on this woman's blouse.,and then all the triangles



Nearly finished, but I can see three of the flowers are too dark. So will have to redo those ones. Colours in the photo are not quite right. It should look more green and purple. Miriam



Size 132cm by 84cm

FRANCE. Normandie – Laurence.



Laurence's rug with circles and the start of a cat by the window.



NEW SOUTH WALES Braidwood – Gail Nichols. Hi Miriam,

How are you going? These really are strange times, going from fires into pandemic. But at least with the current crisis as a non-medical person it's a relief to not be on the front line, and all we are required to do is stay home. That gives me lots of time for rugging in the studio, much easier than fighting fires! I know many people are having a much tougher time of it and there is a lot of sadness around the world. I hope we get through this eventually and return to some semblance of normal life.



continued next page

Continued Gail Nichols

Before the fires started, I began a new rug on a very long frame. It's based on a photo I took last year, an abstracted view of the scenery from the driveway into our property. I'm calling it The Road Home. The rug was put on hold for 3 months as I fought fires at home and away. I came back to it as the bush around us was starting to recover. That has been a saving grace in current times. As the COVID-19 pandemic spread and worsened and the rug progressed I watched more and more life restoring itself in the burnt bush around us. It's given me hope for the future. I'm now into the final quarter of the rug. I'm sending 2 photos to show some of its progress. It's a large rug, landscape orientation 170 cm in width. I've appreciated being able to have the full width in view on the stretcher frame as I've worked from top to bottom.

The fires and their aftermath have given me a rich source of images for future rugs, more than a lifetime's worth! And now the pandemic has given time to get some of this work done. Unfortunately, I'm not visiting op shops these days, but I think my stash will hold out for at least a few months. People like us are lucky that we can use this stay at home period creatively. There will be so much to share once we finally get together again.

NEW SOUTH WALES - Sydney – Diannne Finnegan

I am giving a twelve-week course by email on simple blocks where we all make one block to keep and one to exchange. At the end we will all have two quilt tops. This is one I prepared earlier. Dianne.



NEW SOUTH WALES Eden Beverley Smith. The finished jumper, and the beautiful coastline where Beverley goes walking.



I think we are lucky to live in a very good place (now the bushfires have stopped). This morning, after some fruit and veggie shopping at a small shop in Pambula, I had a mini walk and felt much better after seeing and hearing the sea, and being in the sunshine - Beverley

CANADA – New Brunswick. Mary Alexander. – GOOD FRIDAY



ENGLAND- Brighton – Katrina. Written 13th April.



The news here is very depressing. Nearly 1,000 people are dying every day. It is very hard to comprehend. People of all ages too. It is hardest when you hear about the doctors and nurses losing their lives. They are incredibly brave, as are the care home workers, the delivery drivers and the shop workers. I am not impressed with how slow the government was to react, and the lack of PPE for health workers. We are all doing our best to stay in so that the number of new cases starts to decrease.

I made a rainbow rug which I am going to hang in our front window tomorrow. I only finished it this evening. - it is

edged with Japanese fabric I bought in Paris. As well as the rainbow, there are two birds, as in the song, 'somewhere over the rainbow, bluebirds fly'... I will send a photo of the window when I've hung it up.



We have a WhatsApp group in the street so that anyone who needs help can just ask. One good thing to come out of this is that we know our neighbours better - we are lucky that everyone seems to be supportive.

Added 29th April

Our government has not handled the virus well at all - it is shocking. Over 15,000 people a day arrive in the country at the airports and there is no testing or quarantine. Makes us nervous about when they say that we can relax the restrictions as the virus will still be in the community. So, we are being very cautious.

There are lots of local Facebook groups of sewers who are making scrubs, face masks, scrub hats and other kit for doctors and nurses and care workers. I have joined one and I hope to get started later today. In East Sussex where we live, the group has made over 4,000 items!

NEW SOUTH WALES Sydney = Martha Birch.



I finished a quilt to go in this year's show, now postponed to November, when we will also have our Rug stall. As well, I assembled a quilt top for my grandson for when he moves out of his cot. I have attached both photos for you to use if you like.

I unravelled a jumper and am reknitting that too. I will take a photo and send it to you later. No rug Hooking yet but I think about it a lot, as I'm unpicking a lot of kimonos I have in my stash and some of the silk linings can go into our group banner as flowers, which is a good use for them.

Martha



QUEENSLAND – Kingaroy – Judith Brook.

Hi Miriam



Thought I'd send you a picture of this little rug I have just finished.

It's of the baby loggerhead turtles heading out to sea. At Mon Repos.
Mostly hooked with the turtles and beach in Punch needle and latch hook to do the fringe.



Working on some vintage house slippers with some French yarn I bought in Richmond. To thank a lady who has been getting scripts and groceries for me.

Also these bed socks for another lady .



Finished Bedsocks



CANADA - Ontario, Bellville

Karen Kaiser.

I have completed my footstool
I did videos on the steps I took to
complete it.
They are on Facebook but if you want
them.
I am enjoying my time at home, no
interruptions and lots of time to work
on my crafts.
Keep well. Karen

**NEW SOUTH WALES – Sydney -Sarah Roger.**

Sarah knitted the hairband to keep her hair tidy in this time of closed hairdressers.



AMERICA – Washington - Holly – Michele Wise.



Facemask made by Michele.

QUEENSLAND – Annette White.

Below is a photo of a mirror I covered with mosaic. Someone gave it to me, because the pet bird had chewed the frame. I hung it on the fence, it looks like there is a window in the fence.



NEW SOUTH WALES – Milton –Narrawilly Proggy Ruggers Elke Smith-Hill



Burrill Lake, photo taken
on Elke's daily walk





NEW SOUTH WALES -Milton- Narrawilly Proggy Ruggers

Miriam

Part of the 3 metre wall hanging
drawn up for me by
Annmaree Dawson.

AMERICA- California – Gene Shepherd.

It has been a very strange Spring for rug hookers in S. California as well as throughout the world. March kicked off the cancellation tsunami, beginning with my 20th and last year of Cambria Pines Rug Camp in June, all rug hooking events in S. California, and then the trip I was leading for 36 fibre artists to England, Wales and Scotland in June and July. While cancelling that was bad enough on its own, the final blow was most severe since Heather Ritchie had planned to join us for a couple of days while in York. Locals who are used to coming to my studio 3 or 4 times a month, now join me weekly for a Zoom session. That is better than nothing. Since restaurants, which are deemed essential services, can have curb side pickup for phoned in orders, I have instituted a curb side pickup in my driveway for phoned in orders of essential wool. After I place the ordered wool on a plastic table in the drive way, I sit masked about 12 feet away until the customer stops in the street, runs for the wool and then goes. The other day I had to also have an essential curb side Beeline cutter equipped with a #10 blade! I am sure this will be our situation for the next several months. While some hooking events are still scheduled for the fall, no one is holding their breath. In our discussions, we do think and talk about our rug hooking friends around the world. I certainly keep all of you in my thoughts and prayers. Gene Shepherd

In week #1 of the quarantine, I did finish the Sphinx 20" mat I started last summer when cruising up the Nile




Week #2 of the quarantine I hooked a 14" sheep using only 10 values of found, as in wool. Weeks 3-6 have not found me nearly so productive as I tend to sit and stare a lot!

NEW SOUTH WALES. Milton Miriam



I am spending time rugging, when I could be cleaning or such, but pulling loops and listening to music is hard to resist. I have not decided yet what to put in the centre. I am always disappointed in how the colours come out in my photos.



This is the inspiration for the colours .

WESTERN AUSTRALIA South Bunbury.. Ann-marie Czichy

(Ann-marie is having fun recycling in this time while we are all staying home)

Making an outside table from rope from the port. You can tell I don't teach maths, will take me awhile to get that one finished. 😊 also with the tyre table the rope will eventually go all the way down and under.

Decided to relearn the art of crochet and make a corona rug. I love it although it looks like a blind man sewed it up and finally some fun with driftwood. I feel blessed, time to create and also at home looking after my parents .. even watched 27 episodes of Anne of Green Gables 😊❤️ I have attached another photo of one of my baskets. They are woven using a hanging basket as a base. Something different for people to try and it keeps the nasties out of landfill and our oceans



SOUTH WALES – Batemans Bay -Ilka Landahl. Corona-activity



Finally, I was able to finish my rug which should have been finished by the Milton Show.

I couldn't decide which frame to make. But now it's done. Ilka

Ilka finished her rug with and an i-cord



Some of many beanies knitted by Ilka during this time of isolation. Some are for the homeless and others to go in gift boxes our local spinning group are putting together for bush fire victims.

Continued next page.

CONTINUED Ilka




Ilk's crochet face mask with insert.



NEW SOUTH WALES Moruya -Ruth Hassall

Me and morning walk at Moruya heads



GUERNSEY – Alison Teed.

Here is a photo of my "Summer Sun" Rya rug. It is the same pattern as my quillie one but I made it on canvas with my dyed handspan yarn. I wanted to make the two before I could decide which one to put in the exhibition earlier in the year.

Love Alison




Alison's quillie rug was on page 4 of the March newsletter. Miriam

BERMUDA - Shina

Worked while Shina was in hospital.

'Smell the flowers'



JAPAN — Fumiyo

Fumiyo kindly sent a pattern for making a mask. Even though the instructions are in Japanese, I am sure we could follow the pattern. Miriam

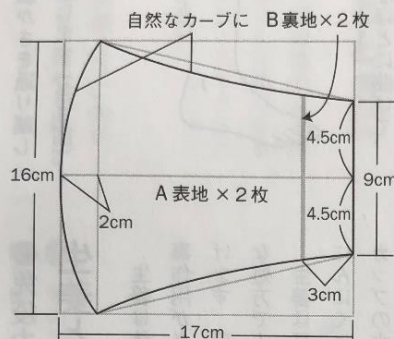


口元や鼻がらくな形

読者の
実践!

作ってみよう! 立体マスク 大山知子

ダブルガーゼなどやわらかい布で、すぐに縫える簡単マスクの作り方です。布を爽やかな色にしたり、ポケットにハーブを入れたり小さなストレスを快適に。



材料:(大人・女性用)

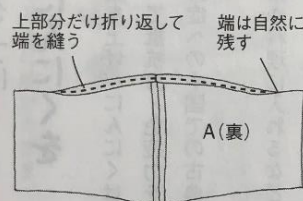
用尺 A 布(表用) 縦17cm x 横35cm

B 布(裏用) 縦17cm x 横30cm

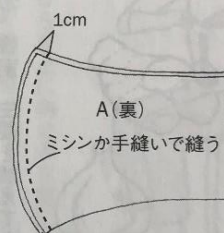
平ゴム(幅6~7mm) 25cm x 2本

布に型紙(左図)を置き、

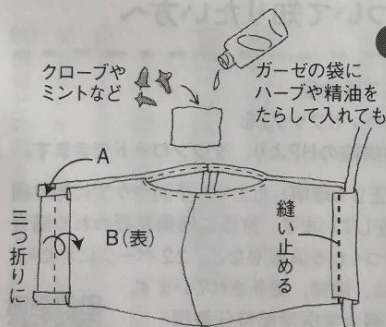
A 布・B 布(右端がAより3cm短い)を2枚ずつ裁つ。*縫い代1cm込みの寸法



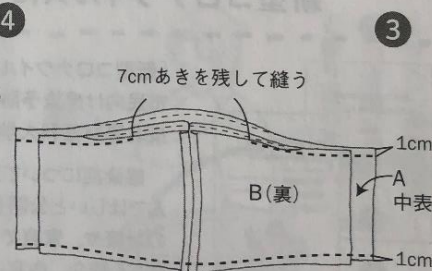
A 布の上端の中心部分を7mm 裏へ折り返し、端を縫う(B 布は1cm 折り同様に縫う)。



A 布2枚を中表に合わせて中心を縫い、縫い代を片側にたおすかアイロンで割る(B 布も同様に)。



A 布の両端をそれぞれ三つ折りにして縫いとめ(サイズ調整はここで)、ゴムを1本ずつ通す。



A・B 布を中表に合わせ、上下を縫う。上は中心に7cmあき(ポケット)を残す。表に返し形を整える。

CANADA . Newfoundland — Patricia Parsons. Written 28th April

Hello Miriam,

For 6 days straight now, Newfoundland has had no new cases of Covid-19. We have geographical space on our side here as we have a small population in a big land. There's only been 278 cases so far on the island - 250 of them have been in the capital of St. John's- and of those 250 about 200 people were infected at a funeral home in mid-March- and they were all relatives who had just arrived home from cruises, down South trips etc who were paying their respects to a family member from a large extended family. So- there was a major cluster from that. But like you- we are all staying home as much as possible and social distancing in the shops. It's all very surreal. I feel badly for the health care workers, their families - and our seniors groups and disabled citizens- they must be finding it extra hard to cope.

We just received notification that our Annual Rug School has been cancelled. .Disappointing- but unavoidable. Patricia

THE END