



This is not the official newsletter of the Australian Guild of Rugmakers.

This is an additional newsletter compiled by Miriam Miller, President Emeritus.

March 2021 Newsletter number 62

QUEENSLAND – Annette White




Danny (son) and I also made some more mosaics with recycled tiles and broken crockery



We had a 40cm square hole in our driveway when the plumber had to repair a leaking water pipe -twice within 18 months- so I thought I won't have it filled in again with concrete but a mosaic instead, it can be lifted out if need be. Danny designed all, drawing is his trade.

CANADA Nova Scotia New Brunswick – Mary Alexander



Valentine brooches



Designed and hooked by Mary.

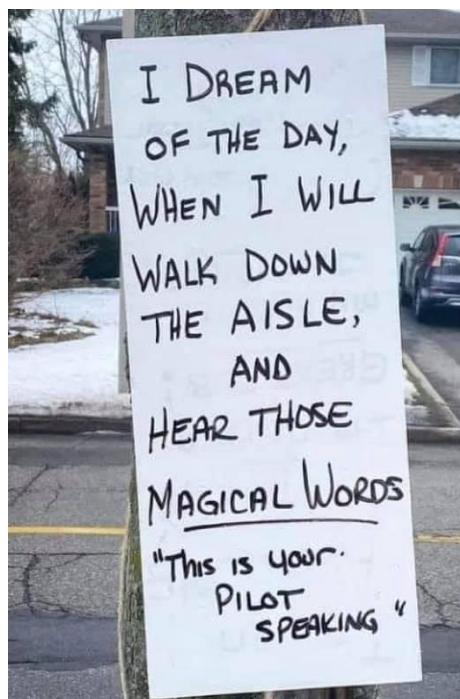
ENGLAND – Hastings - Jayne Watkins

Finished Miriam.
Hoorah! The Covid rug..
Tiny bit of wool in the centre from
spinning with you!
It is depicting the sea and the beach. The
grey is pebbles and the odd white are the
breaks in the waves...
Phew so glad it is finished.

Below Sunflowers from Jan Lee
Bombala N.S.W




Jokes from Patricia



CANADA – Nova Scotia Cathy Komourdjian-


Have finished my fantastic cats, designed by Jane Steel, River House Gallery in Petite Rivere NS....on linen 36 x 27.5 I dyed the yellow and the blue cats, finished with an Eaton edge.....it was such fun to hook. I have asked her to design one next with turtles...in an octagonal shape mat, she is mailing it Monday so excited to see what she had done for me





NEW SOUTH WALES. – Sydney - Martha Birch

.. I did a bit of work on my 4th chair pad but got caught up doing other projects but am determined to get back into it regularly to finish the set of 6. Here are some pictures.



Note from Miriam

I am using my landline for my phone less, and would be pleased if everyone would now use my mobile phone
The number is 0490 193 367



New South Wales

Milton

View in my kitchen

Miriam

CANADA – Nova Scotia – Cathy Komourdjian

Attended a shibori stitch and dye, such fun, done on silk



A.C.T. Sutton Canberra.


Robin Asman Chair pads in progress.



QUEENSLAND – Allora – Yvonne Hore.



A work in progress



QUEENSLAND Kingaroy Judith Brook.

Pineapple teacosy and Lily the Llama teacosy

**NEW SOUTH WALES – Ulladulla –** Elke Smith-Hill

This piece has some hooked, and the some shorn, and includes beach pebbles and shells.



Continued next page.

Elke Continued Close up showing different textures.



QUEENSLAND Kingaroy – Judith Brook

I am working on this big old tea cosy at the moment using yarn from my stash and using Punch needle on Becs linens look polyester.

It's like the old Semco one I found in the op shop a while back but I made up with pattern. When I'm working on it, it reminds me of a stained glass window.

Hoping to finish it in time for our show in May.

And as part of the Craft Fest, as we will be having a display of the old crafts, with all the clever work womanship that went into them.

It will be folded in half, sewn together and lined.



A.C.T. Canberra. Lynne Johnson

For anyone interesting in crocheting these web sites may interest you.

<https://www.thepatchworkheart.co.uk/p/blankets.html>

<https://www.thepatchworkheart.co.uk/2018/06/c2c-jayg-corner-to-corner-join-as-you.html>

Below some of Lynne's knitting and crocheting



ENGLAND – Brighton. Katrina

A review by Katrina.


Selvedge Magazine

There is an incredible global community of people fascinated by fabric, whether it is woven, knitted, rugged, printed, embroidered or just admired for its own sake. Selvedge Magazine is a wonderful publication, both in print and online, which showcases traditional and modern fabric work that is aimed at that community. The latest edition includes embroidery, rugs, and clothing from across the world. It also has a lovely piece called 'Making Peace, Finding Solace in Daily Rituals' which has a particular resonance at the moment. The piece celebrates the benefits of sewing together: 'The support and comfort experienced in a group when working toward a common goal can harness the power of cooperative thinking to solve problems, give advice, counsel the worried, make plans for the future or look back to reminisce.' Selvedge Magazine also organises workshops, textile tours and talks with makers. It is a cornucopia of ideas and inspiration for everyone.

Here is a link to the website:<https://www.selvedge.org/>

Selvedge Magazine also invites blogs posts from readers:

<https://www.selvedge.org/collections/contribute-to-the-blog>



And a photo of the front cover of the current edition.

AMERICA – Sally Gilbert



Andres Story Rug: I am about to start whipping the border so please excuse the white around the edges. Several years ago I hooked a story rug for my daughters 50th birthday so it was at my daughters urging that I hook one for her brother when he turned 50. I certainly agreed but was unsure if I was up to creating another!! I began collecting old family photos and editing my thoughts as to what to include. I also looked at many examples of story rugs in Rug Hooking Magazine, ATHA, and several books I purchased specific to story rugs. After several months, I distilled my ideas into this format. It captures some of the milestones in my sons life - as a young child camping in Nevada with the family, spending many happy hours at the Boat House as he prepared for a skulling race while in prep

school, graduating from Brown Uni, and then Dartmouth Medical School. He was married in a sweet little church and took off in his Dads pride and joy sports car. They settled in a home, where he and his wife welcomed twins. He loves skiing as well as other sports written in lettering along the rugs border. The final scene is their summer camp on Lake Champlain along with the entire family (plus Bodie, their Vizsla) enjoying their various water craft- including the small boat hand built by Andre and the twins). The entire rug project took approximately 18 months. Altho his birthday is not until December 2021. I am thrilled to have completed it - but mostly thrilled I only have two children!!! Now I can begin to plan my next big project.

To look up previous newsletters Google 'rughookingaustralia.com.au' then click on 'blog' on left hand side. When this comes up, click on 'Connecting Us' Miriam Miller. And all the newsletters are there.

THE END.