

CONNECTING US

This is an
newsletter
compiled by
Miriam
Miller,

Narrawilly August 2021 Number 67

CANADA – NewFoundland Yvonne Iten-Scott



Here is a picture of my latest work. I hooked the highland cow and my daughter quilted the highlands in the background. Yvonne

SOUTH AUSTRALIA. Strathalbyn Rug Hooking Group.



June Meeting

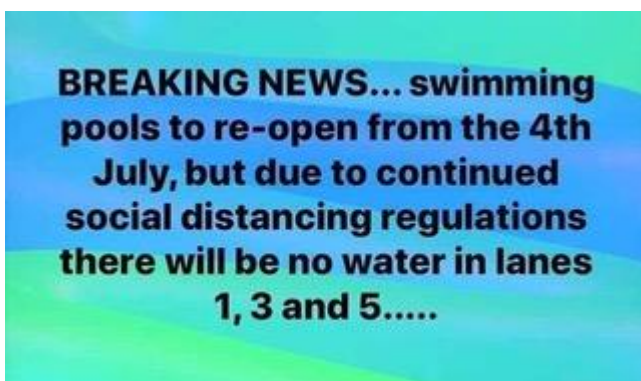
Progy rug nearly finished plus toothbrush rug in the making.



Iceland -Posts from Icelandic Knitter – Hélène Magnússon

Hello Miriam, I've posted a new entry on [my blog](#): check it out if you have time! I hope you enjoy it!(I think anyone interested in knitting will enjoy looking at Helene's blog.)

Jokes



NEW SOUTH WALES Braidwood. Maggie Hickey

I didn't have time to make a rug for our latest textiles exhibition in Braidwood, so I whipped up these little ducks instead. I'm indebted to Susan Sutherland for her great tips on how to finish the edging on such small items.



NEWS SOUTH WALES. Frances Ingram

I am attaching a rug I made recently of Mr. Arthur Jones. His family and mine go back five generations. His owner's grandmother and mine used to have tea together in Holyhead, Anglesey, in the early 1900's. Our grandchildren are now friends in Australia. I minded him recently and he was full of character, which is a euphemism for not being very well behaved- but still engaging).



ENGLAND – Nottingham - Pricilla Cameron



I have finally finished my Hare and Hare Bell rug well actually it is going to be a cushion I'm going to finish it this morning and put a backing on and it will go in the caravan in the awning on a bench I have in there I have attached a photograph if you would like to put it in your next newsletter it is

Hare and Harebells

18" x 18" punched into monks cloth using a #9 Oxford punch needle both fine and regular. The yarn I used was as is and hand dyed with a mix of chunky yarn and yarn roving to give a nice texture. Cilla



NEW SOUTH WALES. Milton Narrawilly proggy Ruggers – Carol Flynn



Wall Hanging.



I have been working on a hot pot stand using up lots of left cut up strips for hooking it is very bright, but a good size. Carol

Hello to past and present members of the Australian Rugmakers Guild,

News about the "Guild"

Membership dues have been needed in the past to keep us connected online. Due to some work online behind the scenes, our website will revert to a free format, so dues will not be needed.

Without dues coming in there is no longer a need for a Committee with Treasurer, Membership Chair etc. so the Committee has been disbanded.

BUT

The website <https://www.rughookingaustralia.com.au/> and Facebook page <https://www.facebook.com/australianrugmakersguild/> will stay online and you can still make contact through rughookingaustralia@gmail.com

If you would like to change the information for when/where your group meets which is shown on <https://www.rughookingaustralia.com.au/current-events/> please email any corrections or additions to rughookingaustralia@gmail.com

Although COVID restriction may be easing in some States, it may be a long time before we can hold face to face events - so to stay connected, please send images of what your group is working on and links to any online groups you may have formed or newsletter/blogs you may have started, to rughookingaustralia@gmail.com

Stay safe and "in contact"

Cheers

Jo Franco, Australian Rugmakers

Jo Franco put this on Facebook giving a brief description as to why the change of name

We have done away with all the tedious admin/Board "stuff" and will continue to network as the Australian Rugmakers Group.

You can still click to follow us here, or subscribe to follow our website. <https://www.rughookingaustralia.com.au/>

Australian rugmakers and groups can "join" the Australian Rugmakers Group; dues are no longer required.

CANADA – ONTARIO.

The Ontario Hooking Craft Guild (OHCG) in Ontario, Canada is inviting you to join us on December 4, 2021 for International Rug Hooking Day! We're hosting a half day of rug displays, videos, chats and all things rug-hooking via Zoom.

Want to Participate?
We'd love to have you!

Send us a short video anywhere from 30 seconds to 5 minutes telling us who you are and where you live.

Give us some fun facts about your area, weather, famous landmarks, local lore.

Show us one of your rugs!

Why is rug hooking important to you and what's the best thing about it in your opinion.

Share some advice you wish you'd been given when you started.

Once you send your video to us you will receive the link to the OHCG Zoom session that will take place on December 4 from 9am - 12pm EST. The link will be sent to all OHCG Members and anyone providing us with a video.


December 4 will be here before you know it. Send your videos to irhdvideos@gmail.com before November 1. All submissions will receive a zoom link by December 3, 2021.

We can't wait to hear from you. Grab your phone, a friend to help and send us a video. Join the fun on International Rug Hooking Day, December 4, 2021.



CANADA – New Brunswick. Mary Alexander.

Wendy Rodgers finished hooking a rug with Briggs & Little Wool Yarn. She copied the picture from a greeting card that she purchased at a museum in Ottawa, Ontario Canada. The artist who created the picture has passed. Wendy was told she could copy the picture if she did not intend to sell it. Wendy's rug is 36 by 24 inches.




Below

A tranquil scene as Mary was kayaking around Lake Bennett near her home

Mary's comments on the position of Covid 19

I had my second shot this past week. Now people in my area can get these shots at drug stores, a local department store, and the legion. We are lucky to have these sites



CANADA. Ontario – Susan Sutherland.

I am sending you a photo of a little project I did from an online class I took from Donna Mulholland. She is an artist from Fredericton, New Brunswick. She hooks little landscape vignettes and then glues them into clam shells. She has also painted the clam shell before adding the hooked piece. I didn't paint mine as I like the look of the white around the edge. It was a fun little piece to do and when I finally get down to Florida I have a lot of clean clam shells there that I can use to make more. I think they would look good sitting at a person's place setting when I set a table for a special occasion. (if we will ever be able to have people come over for dinner inside again!)

Could you add the link for Donna Mulholland? It is really her project and if people are interested, they can see her online class with videos. Here it is: <https://www.donnamulhollandstudio.com/> Donna is a lovely woman and I really enjoy her art as it's so cheerful.



ENGLAND – Hastings -Jayne Watkins

Jayne covered this ottoman during her time in lock down.



RECIPE

BROWNIES.

Ingredients

100g chocolate, 125g butter

275g sugar

1 teasp. vanilla essence

2 large eggs

85g plain flour

2 tablespoons cocoa powder

120g pecan or walnut pieces of halves

50g chocolate roughly chopped

A tin 20.5 x 25.5cm greased base lined.

Transfer mixture to prepared tin and spread evenly. Bake in preheated oven for about 30-35 minutes until a skewer comes out just clean. Remove from oven, leave to cool until just warm before removing from tin and cut into 20 pieces. Best eaten warm. Once cold can be stored in an airtight tin but eat within 5 days. Otherwise Freezes well.

Preheat oven to 180C (350F)

Break the 100g chocolate into a heatproof bowl. Set the bowl over a pan of steaming water and melt the chocolate gently. Leave until needed. Put the butter into a bowl, beat until creamy. Add sugar and vanilla continue beating until fluffy, gradually beat in the eggs and the melted chocolate. Sift flour and cocoa into the mixture and stir in. Then add Nuts and chopped chocolate.



NEW SOUTH WALES Alana Simons

Miriam, I finished my first rug which I really enjoyed doing. I didn't realise when I started how much fabric it would take so the completed article is nothing like the original design but is a product of what tee shirt I found next. I'm looking forward to Friday mornings when life returns to 'normal'. Alana



AUSTRALIAN RUGMAKERS PAGE

Groups and contacts

New South Wales

Sydney – Epping contact Marth Birch email rugmakers2018@gmail.com for details.

Milton- Narrawilly Proggy Ruggers contact Miriam Miller narrawillyfarm@shoal.net.au. Meets 1st and 3rd Fridays

Braidwood contact Maggie Hickey email maggie.hickey@bigpond.com Our rugging group meets at the BRAG Centre on the 2nd Monday each month. Beginners and experienced textilers all welcome.

Cobargo- Bermagui contact Dawn Hollins – pigeontree@live.com

VICTORIA

Warrandyte - Yarra valley Group contact Anne Schafer email a.schafer@bigpond.com or phone 04 09844207 (There is also a Victorian Rugmakers messenger group through face book.)

Leongatha – South Coast Ruggers contact Chris Noorbergen email jerryandchris@startmail.com

QUEENSLAND

Mt Tambourine -contact Bec Andersen <https://www.becandersen.com/happy-hookers>

Sunshine Coast – contact Judi Tompkins email judi.tompkins@bigpond.com

SOUTH AUSTRALIA

Strathalbyn contact Judith Stephens Email studioblue20@gmail.com

We meet at the Strathalbyn Neighbourhood Centre on Parker Avenue

First and third Fridays between 10 and 1pm. Anyone is welcome to come and have a go.

A.C.T.

CANBERRA – contact Maggie Whyte email maggieandfish@hotmail.com

WESTERN AUSTRALIA

Wanneroo contact Jo Franco -email rughookingaustralia@gmail.com

They also have a website <https://wanneroorugmakers.com>

TASMANIA

Deloraine - Happy Hookers contact – Laura Window email laurawindow@live.com.au

NEW SOUTH WALES Milton Gill Lea.

Thought you would like to see my next shipment to WA. That will make 9 pairs of socks posted this winter. Also I have started a new pair for me! So far I have made 13 pairs, not sure I'll beat my season best of 20 pairs.



. THE END