

# CONNECTING US

NARRAWILLY      NUMBER 68    September 2021      compiled by Miriam Miller

CANADA Nova Scotia Donna Gas

These are from my Paisley class for RHGNS. Sandra Sampson. Hooked and designed by herself. Donna.



I finally finished my paisley hooking. Actually, it was finished for a while and then I struggled with would I make it into a pillow or wall hanging. I decided I wanted to hang it in my craft room where I would see it every day. I called it paisley fun, as you made the whole experience fun and I added tassels and aren't they fun also. Sandra.

Here is #2. Hooked by Kathy Naylor, designed by Martina Lesar.



Continued Donna Gas next page.



### Continued Donna Gas.

Here #3 hooked by Debbie Smith, free design from Rug Hooking Magazine.



# 4 Hooked and designed by Carla Middleburg.

Hi Donna I truly enjoyed the classes last week,  
Some great tips and new stitches, best parts were the belly  
laughs, been a while. 🤔🐼  
Best news my hook just crept out from under a pile of  
wool declaring here I am !!!

Carla





March 2021:  
Pretty much the  
same as March  
2020 but now  
we have toilet  
paper

## Guess who kept everyone awake last night?

**ENGLAND** - Lynne Stein      Rug makers may be interested to know about my new book, "Shedding the Shackles: Women's Empowerment Through Craft." (publ. Bloomsbury/ Herbert Press) Available from Amazon, Bloomsbury, and all good bookstores. And I'm also currently writing a New Edition for Bloomsbury of "Rag Rug Creations."

Hope you are all well.

All best wishes,

Lynne.

Lynne Stein    [www.lynnestein.com](http://www.lynnestein.com)

**QUEENSLAND – Kingaroy** - Judith Brook.

We're heading in for spring here, the birds are nesting, the cliveas are flowering.

I even found a pohutakawa flowering this morning when I was walking the dog.

In NZ it's known as the Xmas Bush. Rug below titled "Driving with Cataracts"



## QUEENSLAND Kingaroy Judith brook

We did a book making workshop yesterday. Made 2 little books. One using a slot and tab system for binding instead of sewing and the other sewn with exposed thread. Very clever.



Oh and the larger one using a Manila folder for the cover and old envelopes for the inner with a simple 2 hole binding. It was fun.

**ISRAEL – Jerusalem** – Pamela Bar-on (comments from Pamela on life in Israel) On this unending corona plague... In Israel our over 60's are now receiving their 3<sup>rd</sup>.vaccination shot, my generation and the next generation (my children's age) too.

Overshadowing the holiday season, but still many are travelling abroad to supposedly 'safe' destinations.....until they become unsafe ...and then they are quarantined on return ; all a bit haphazard.....

Political upheaval too, new and inexperienced govt. still holding together tenuously faced with economic crisis resulting from corona business shut downs.


**Ships don't sink  
because of the water  
around them. Ships  
sink because of the  
water that gets inside  
of them. Moral of the  
story, don't let what is  
happening around  
you, get inside of you  
and weigh you down.**




## NEW SOUTH WALES Milton - Miriam Miller



Jumper I spun, dyed and knitted for my daughter, with the design fragment that inspired me.



## NEW SOUTH WALES -Narrawilly Proggy Rugers – Ilka landahl



Ilka is spending time in lock down knitting for the Homeless Shelter in Ulladulla. The multicoloured teddy is using wool sent from Germany.



## NEW SOUTH WALES -Milton – Narrawilly Proggy Ruggers – Christine Alexander



Christine with her face masks that do not fog up glasses.

And below her bag made for the theme of Milton Annual Show, (Pigs, Ponies and Pumpkins) The Show was cancelled this year, but hopefully will be able to happen in 2022.





**NEW SOUTH WALES – Milton –** Dianne Gee.

Hi Miriam I have just finished my granddaughter Ruby's blanket, large enough to cover a queen size bed.



Ruby picked the colours and helped her grandmother dye her hand spun wool.



NEW SOUTH WALES = Sydney Dianne Finnegan

Yesterday I finished the Temperate Rainforest, Milton. I enclose an image



FRANCE – Normandie Joanna

I've not been very creative and I miss it, like you some stimulation would be good. I'm trying to finish a proggy rug it's taking me forever (I prefer hooking) and I've just started making twine from old sheets with a friend's medieval style cord making machine, hope to knit or do macrame with it, attached are pictures.






CANADA, Nova Scotia. Cathy Komourdjian



My Louisbuorg  
Lighthouse  
Kaleidoscope  
designer Norma  
Silverstein,,  
,100 % wool...  
various 3 to .7  
cuts  
32"x32" round....



This year I  
attempted  
to grow  
hibiscus  
from seed.





## NEW SOUTH WALES – Alana Simons



> Hi Miriam,

When I showed my son the first rug I made, he told me that similar style of rugs (called snuffle rugs) are used as slow feeders for dogs. I.e people hide dry dog treats in the mats and the dogs snuffle around until they find the treat, so having a lot of time on my hands I decided to make one for his very pamper pup. I enjoyed every minute of it.

> Kind Regards Alana

## NEW SOUTH WALES – Milton spinning group – Vivien

These photos are of the shawl I made from naturally coloured fleeces, sheep and alpaca. I am sending it to my sister who lives in Indiana, USA. Hope it gets there before the cooler weather!

I have made it with 2 sets of detachable ties. One way, with the ties at the long ends so she can wrap it across her front and tie it securely at the back so it is warmer and no bits to dangle and get dirty (as she lives on a farm and tends goats etc.) I think that style of wearing it was popular in the 1800s. But I also made a felted band so that she could wear it tied in front if she is reading bed etc...



Viv



## CANADA NEWFOUNDLAND -Patricia Parsons

Once again, this summer we "stayed put" on our fair island, and travelled to areas that we hadn't been before.

We drove 10 hours up north to a small historic fishing community on the French Shore called Conche. Beautiful spot with about 100 permanent residents. It's the home of the famous "French Shore" tapestry- a remarkable work of stitched art depicting the history of the Shore - done in the 11th century style Bayeux embroidery stitch. One is not allowed to take photos of it in the Interpretation Centre, but there's a lot of information online about the making of it for your own research. Just Google 'Conche French Shore Tapestry' to see this amazing work.

I met a remarkable lady in the Community- Joan Simmonds who has been instrumental in getting the tapestry project on the go, as well as preserving the rug hooking and crocheting traditions among other crafts.



This photo shows displays of mats that Joan found in peoples' attics and sheds- mats that were in rough shape, and about to be thrown out- but were rescued and cleaned/repaired well enough to be on display. The same goes for the crocheted doilies, Joan found them in a big garbage bag ready to go the local landfill - she cleaned them all and starched them up beautifully- I like how she gets the local children interested with her creations of a wigwam Afghan blanket and a spider web doily outside the museum.



## JAPAN = Fumiyo Hachisuka

The 30<sup>th</sup> Rug Hooking Exhibition from October 21<sup>st</sup> to 26<sup>th</sup> 2021. In Kichijoji Tokyo.

Google [http:// www.galleryk.info](http://www.galleryk.info) This information is in Japanese but just click the translation button to read in English, also to read about Fumiyo go to <https://rughooking234.com>







(I Love this child)

---

TEACHER: Donald, what is the chemical formula for water?

DONALD: H I J K L M N O.

TEACHER: What are you talking about?

DONALD: Yesterday you said it's H to O.

---

TEACHER: Winnie, name one important thing we have today that we didn't have ten years ago.

WINNIE: Me!

---

TEACHER: Glen, why do you always get so dirty?

GLEN: Well, I'm a lot closer to the ground than you are.

---

TEACHER: George Washington not only chopped down his father's cherry tree, but also admitted it.

Now, Louie, do you know why his father didn't punish him?

LOUIS: Because George still had the axe in his hand.....

---

TEACHER: Now, Simon, tell me frankly, do you say prayers before eating?

SIMON: No sir, I don't have to, my Mum is a good cook.

---

TEACHER: Clyde, your composition on 'My Dog' is exactly the same as your brother's.

Did you copy his?

CLYDE: No, sir. It's the same dog.

(I want to adopt this kid!!!)

---

TEACHER: Harold, what do you call a person who keeps on talking when people are no longer interested?

HAROLD: A teacher.

---

PASS IT AROUND AND MAKE SOMEONE ELSE LAUGH : )



NEW South Wales.  
Narrawilly proggy Ruggers.  
Carol Flynn

Hi Miriam, finally got this back from  
the framers today  
It is a big picture  
Approx twenty four inches by thirty  
inches.



## VERY SAD NEWS FROM GUERNSEY

OUR FELLOW RUGMAKER AND FRIEND ALISON TEED DIED UNEXPECTEDLY AND SUDDENLY ON 21ST AUGUST. AN ENTHUSIASTIC, TALENTED AND LOVING PERSON. ALISON WAS THE FOUNDER AND TUTOR OF THE RUG HOOKING GROUP IN GUERNSEY, WHERE SHE WILL BE SO MISSED BY ALL HER FRIENDS.

**WESTERN AUSTRALIA** – Jo Franco.

(Jo sent this to me, to put in the newsletter and I thank Jo we can all share, Mixed Media exhibition and Kira Mead's online workshop)

Your readers may like to see what was happening virtually at the 25th Anniversary of Rug Hooking Week at Sauder Village, Ohio, U.S.A.

Kathy Wright, Director of Rug Hooking Week, was there with Susan Feller, viewing the exhibition on a large screen TV and Kathy officially launched the virtual exhibition. Susan then narrated a brief tour of the virtual gallery.

This link will take viewers to the virtual gallery where they can navigate their own way through the gallery or take a tour. <https://tinyurl.com/esz4bpw2> Continued next page



Continued Jo Franco.

The following link goes to a .pdf version of a book called "GTH Virtual Exhibitions & More..." which gives a look into GTH's virtual exhibitions, online events and the Team Members profiles. It also includes images and details of work by artists in *"Re-imagined" a Collaboration with a Difference: Make the Ordinary Extraordinary (2021)* <https://tinyurl.com/44zr35x2>

Note: This .pdf actually shows better on an iPad than it does on the computer - I tried downloading onto my phone but 64 pages takes a long time!

Kira Mead also gave an online workshop in real time - which meant 6.30pm Tuesday night for those at Sauder Village in the USA and 6.30am Wednesday for Kira in Albany, Western Australia. Murphy's law kicked in ... the electricity company advised just a day before that the power to the area taking in Kira's home and studio would be shut off from 7.30 am on Wednesday. Not to be deterred - Kira loaded up all the necessary workshop materials and gave the workshop from her office. She could see the students in the USA on her laptop and they could see her demonstrating on a big screen. They could talk directly to Kira and have her view their work through the laptop in the classroom. By all accounts it was very successful. Cheers Jo



Continued next page



Continued Kira Mead's workshop.



To look up previous newsletters Google 'rughookingaustralia.com.au' then click on 'blog' on left hand side. When this comes up, click on 'Connecting Us' Miriam Miller. And all the newsletters are there.

**THE END.**