

CONNECTING US

NARRAWILLY DECEMBER 2021 NUMBER 71

QUEENSLAND – Landsborough Judi Tompkins

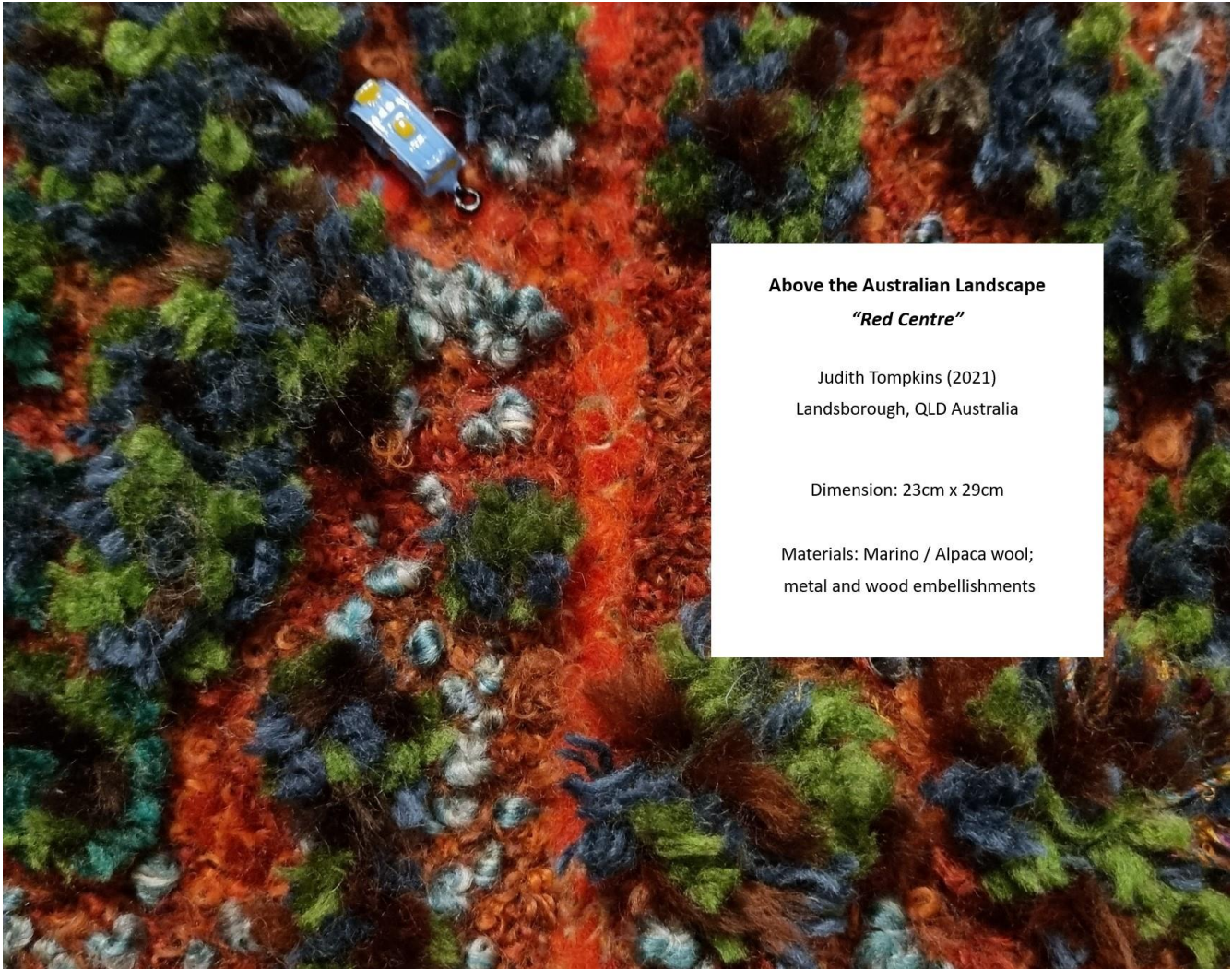
I am always interested in bringing a bit of the North American elements into our block...Ken has just finished making and installing our version of the Inuit Inukshuk (pronounced In-OOK-Shook) meaning "in the image of man" and literally translated means "stone man that points the way." In the cold and snowy areas, Inukshuks are stone cairns erected in prominent locations throughout the barrens to serve as guideposts or markers. They were also erected to help herd caribou during their annual migration towards where they could be more easily hunted by the ancient Inuit.

Our Inukshuk is made from timber (treated!) serves as a beacon to guide us home and gives directions to those looking for the right direction, and serves as a welcome to our friends.



Continued Judi.

....I just finished another piece...a series of "Above Australian Landscapes: Red Centre" (I smuggled a caravan off the road and under the trees)



Inner Peace: This is so true

If you can start the day without caffeine,
 If you can always be cheerful, ignoring aches and pains,
 If you can resist complaining and boring people with your troubles,
 If you can eat the same food every day and be grateful for it,
 If you can understand when your loved ones are too busy to give you any time,
 If you can take criticism and blame without resentment,
 If you can conquer tension without medical help,
 If you can relax without alcohol,
 If you can sleep without the aid of drugs,

.Then You Are Probably The Family Dog!

NEW SOUTH WALES. Milton – Narrawilly Proggy Ruggers. Miriam



A Table Runner. The flowers are made from sari silk cut in strips and joined, the background is t-Shirt and the lime is spun wool., Plus it is the same width all the way along, just my photography.
Size 11 x 41 inches or 28 x 109 cm Miriam

QUEENSLAND -Annette White.

Mosaic made out of shards of broken porcelain mugs on top of a salvaged offcuts of a wooden post from our carport, ~19x19cm

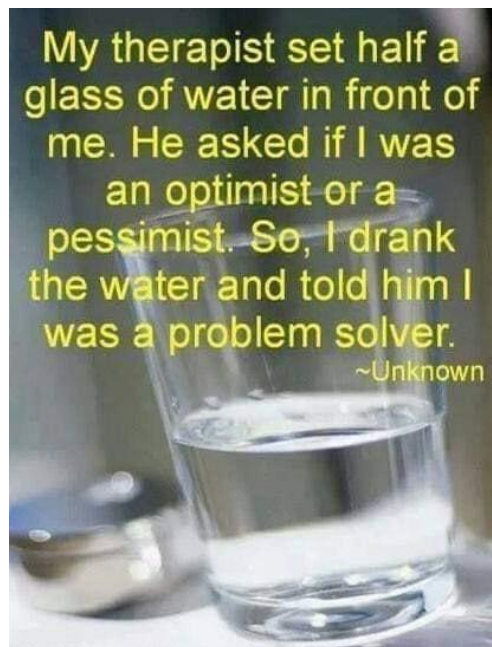


continued next page

Continued Annette



The trio of chair pads finished



NEW ZEALAND. Sue Whiskers

Here is something I made a few weeks ago. Its a textile sculpture made from recycled wool blankets(dyed) These blankets were given to me, they were used in the rescue of survivors of the Wahine. NZ worst shipwreck. I also used stitching and wool and beads. Bird sculpture



continued next page

Continued Sue Whiskers.



The rug is made from braided woollen socks - reused - and sheets and even t-shirts and curtains. I braided and sewed them together.

The pictures are paper collage and painting.

Most are nearly all recycled materials - fabrics - paper etc

CANADA Iris Simpson

In January 2004 the kindergarten class of Room 127 created the bulletin board “A Winter’s Night”. With permission from all the participants (Teacher Bree Cruchet, EA Rosemary Canning, EA Student Barb, Intervenor Anna, and students Kaitlyn, Jamil, Mushin, Adam, Chandler, Stephanie and Bhijay) I hand hooked this wall hanging with custom dyed wool strips.

It is hung in the hallway of the school where I used to teach. Sunny View School is a school for the physically-handicapped children age 4 years to 13 years. Often the students are blind or deaf or autistic in addition to their primary physical handicap. My only stipulation on donating the rug was that it be hung at the height of the smallest wheelchair so that all children could feel the texture.

Apparently it has been a great success. Before Covid hit I used to volunteer at the school at least once a month and could see this happening. I hope to get back there sometime.



Canada –Lauren (I thought this comment is so true, I had to include it. Miriam.)

I'm fairly new to the world of rug hooking (but definitely hooked already! One thing I adore about this medium is the wonderful community it comes with!

ENGLAND – Nottingham – Cilla Cameron.

<http://www.cillacameronrugmaker.blogspot.com>

This is Cilla's blog, and very interesting to see her work. - Miriam

SOUTH AUSTRALIA. STRATHALBYN- StrathMatters Rughooking Group..



Flower printing workshop

Yvonne led the group in a flower printing workshop in October; with flowers, fabric, card, rocks and pounding. Lots of noise and fun!

A lot has happened since the last post in August. StrathMatters has continued to meet on the first and third Fridays of the month. In October, Yvonne ran a flower printing session and Jenny B kindly hosted the group at her home and we shared in her hospitality. Thank you to Yvonne and Jenny B.

The International Guild of Handhooking Rugmakers.

Dear Everybody,

Please find listed below a link to the recent Australian Rug Hooking Presentation by Jo Franco and Judith Tompkins, done as part of our 2021 Online Triennial. It's an interesting, wonderful look into the history and sustainability of Rug Hooking in that vast country. Pour yourself a nice cuppa and take the time to listen to the information and advice they have to share.

.

Happy Hooking,
Pat Parsons - Communications, TIGHR
<https://www.youtube.com/watch?v=SelhCq65CeI>

HAPPY INTERNATIONAL RUG HOOKING DAY

4th DECEMBER

CANADA. Kitchener-Waterloo Rug Guild- Cheryl Boyd




I like to make things out of other things.
Like the downy woodpecker bird house I hooked out of lemon, avocado and onion net bags. Cheryl.

AMERICA New Hampshire Peg Irish.

Hi Miriam

Thanks so much for your interest in my squares rug. It is my Temperature Rug for 2020 in Concord, New Hampshire. Each square is coloured to represent a maximum or minimum daily temperature. The year begins in upper left with the days of the month across and the months (maximum and then minimum) down. Each colour represents ten degrees Fahrenheit.



CANADA – Jane Bridgeman

- here are a few pictures of my carpet bag. The design and colour plan are mine- sort of an Art Deco motif.

I took a workshop from a local teacher, Susan Clarke- she gave the templates to cut rug warp shapes from and tips in how to assemble it. I learned that it is not easy to sew hooked pieces together, and making the straps is harder than you think. (Pre-made purple leather straps are hard to come by). I used a fine leather for the first set of straps, and the straps stretched and grew every time I carried the bag around, so I had to make a second set from thicker cow hide, and these straps are standing up well. (I actually had them sewn on by a local leather worker, as my sewing machine could not sew through the hooking and double thickness of leather).



CANADA Nova Scotia – Sydney Forks. Cathie Komourdjian

First the small mat started by my mom. My sister asked me to finish so she can cover a stool with it. 16 x 20...the big mat is from Highland hearts...Doug Rankin (3H) called Spring Time 31x52, just the background left. It is for my sister Margaret...for her bedroom...just repainted with shades of Grey, thus my attempt to do background in various shades of grey hope it creates a bit of movement.....



CANADA – Nova scotia. Cindy

Hello Miriam, thought I'd show you a small display of hooked rug ideas a few of us Ruggers did for our Kingston Legion in honor of the Poppy turning "100 yrs." You could probably guess my piece has the **cow** in it.

~ Cindy ~



Also, when the rugs were on display at the Legion, a lady loved my cow and wanted to buy it. I thought, I will give the rug to this lady and in return she would make a donation to our Kingston Legion. Turns out she lives in Kingston and has been a member of the Legion for many years, doing volunteer work also. Rug hooking always opens up so many unexpected opportunities, that is what I love about it.





NEW SOUTH WALES

Narrawilly Proggy Rugger.

19th November 20, 2021

In Rug Room Narrawilly
Milton.



NEW SOUTH WALES - Pyree Vivienne

10 beanies I knitted through Covid. Have given 2 away already but remainder to go to homeless in Shoalhaven NSW

Enjoyed making use of those odd balls of wool I've accumulated over the years. Intend continuing as I've still wool on hand. Recommend making these as they're quick to make & it's nice to be working with different coloured wools so quickly.

Vivienne

News from Newfoundland, Canada

Hello from sunny Gander. Our seasons are changing from autumn to winter, and then back to winter every few days. We've had very cold temperatures and 2 significant snow falls, but as I write this note, it's 10 degrees with a southerly wind. "Tis grand day to be putting up outside Christmas lights", I said to my hubby, trying to get him out from under my feet. Bless him, he's out on the ladder there now.

I was visiting a friend in Eastport last weekend, whose health prevents her from hooking any large mats these days, but rather than give up her love of rug hooking altogether, she has taken to hooking little coasters, from all the small bits of wool she has left in her stash. These small bits are often referred to as wool worms, or wool noodles. I prefer "noodles" myself. As you can see in the photo below, she has hooked some sweet ones and just leaves a couple on her friends' coffee tables or counter tops when she's over having a cup of tea with them.

It made me realize that "size" doesn't really matter, does it, when you love to hook, be productive & create lovely little gifts for friends and neighbours. Who wouldn't love to have one of these coasters around to lay a favourite mug on? So, do not despair, any of you that can no longer hook big mats. Why not make good use all the wool noodles you have hanging about and hook a few coasters? They are sure to be appreciated by the lucky recipients.

Wishing you all a Happy International Rug Hooking Day & a wonderful Christmas season!

Patricia Parsons, Gander, NL



Coasters- designed & hooked by Kay King, NL

HAPPY CHRISTMAS TO EVERYONE

It seems strange by the time I put the next newsletter together Christmas will be over.

I wish everyone a safe, and happy Christmas Season.

God Bless you all. Miriam

AUSTRALIAN RUGMAKERS PAGE

Groups and contacts

New South Wales

Sydney – Epping contact Marth Birch email rugmakers2018@gmail.com for details.

Milton- Narrawilly Proggy Ruggers contact Miriam Miller narrawillyfarm@shoal.net.au. Meets 1st and 3rd Fridays

Braidwood contact Maggie Hickey email maggie.hickey@bigpond.com Our rugging group meets at the BRAG Centre on the 2nd Monday each month. Beginners and experienced textilers all welcome.

Cobargo- Bermagui contact Dawn Hollins – pigeontree@live.com

VICTORIA

Warrandyte - Yarra valley Group contact Anne Schafer email a.schafer@bigpond.com or phone 04 09844207 (There is also a Victorian Rugmakers messenger group through face book.)

Leongatha – South Coast Ruggers contact Chris Noorbergen email jerryandchris@startmail.com

QUEENSLAND

Mt Tambourine -contact Bec Andersen <https://www.becandersen.com/happy-hookers>

Sunshine Coast – contact Judi Tompkins email judi.tompkins@bigpond.com

SOUTH AUSTRALIA

Strathalbyn contact Judith Stephens Email studioblue20@gmail.com

We meet at the Strathalbyn Neighbourhood Centre on Parker Avenue

First and third Fridays between 10 and 1pm. Anyone is welcome to come and have a go.

A.C.T.

CANBERRA – contact Maggie Whyte email maggieandfish@hotmail.com

WESTERN AUSTRALIA

Wanneroo contact Jo Franco -email rughookingaustralia@gmail.com

They also have a website <https://wanneroorugmakers.com>

TASMANIA

Deloraine - Happy Hookers contact – Laura Window email laurawindow@live.com.au

THE END.