

# CONNECTING US

NARRAWILLY APRIL 2022 NUMBER 75

**JAPAN. TOKYO** Fumiyo --Please click on below link and then on Movie Collect for a short video on making a tea cosy, made by Fumiyo's daughter Yuko Amako and there is also a video of 30<sup>th</sup> Rug hooking exhibition in Japan.

<https://rughooking234.com>

or you could click on this <https://www.youtube.com/watch?v=BBudr9-qSz8>



Rug Hooking studio by Fumiyo Hachisuka




"Grandma's" hooked by Fumiyo Hachisuka

Welcome to Rug Hooking Studio! This is a rug hooking site operated by Fumiyo Hachisuka. Please enjoy yourself.



## NEW SOUTH WALES – Wollongong Fiona McKay

I've recently finished embroidering a cushion cover



I've also been mosaicking a table using glass tiles. Both the cushion and the table are inspired by something I saw online, then I've just gone with the flow, doing what felt good to do at the time, rather than working to a plan. The table has proved to be a bit of a community effort, providing some colour therapy for a couple of friends and both my children who have sat and fiddled with colours and curves and sealant as we've talked. I love that. Now I'm at the stage of drawing together the whole thing, linking bits to make it work as a whole.

**Tip of the day: blow on the wine in your coffee mug to convince the rest of the zoom meeting that it is tea.**





## QUEENSLAND – Annette White

I came across a really interesting article you and others might be interested to read as well.

Here is the link


<https://www.craftschoolz.com/post/an-interview-with-jane-milburn-oam>

## NEW SOUTH WALES – Milton Annual Show. 4<sup>th</sup> and 5<sup>th</sup> March



Hanging  
the rugs,  
after  
judging

Below Sue and steward Judy beside Champion Rug made by Christine.



The Theme of the Show was 'Pigs Ponies and Pumpkins'

Milton Show continued next page.



Milton Show continued.

Left Janet's bag made for the theme. And below our Judge Marama with Steward Miriam



#### Milton Show

Because of a week of torrential rain all outdoor events at the Show were cancelled.

Horse events, woodchops, cattle, chooks, Parades but the indoor ones went ahead, even though our judge could not get here because of rain, another judge we asked too cancelled because of the wet conditions and finally we got a person to judge who lived in walking -distance.

Milton Show Continued next page.



## Continued Milton Show

Below back and front of bag made for the theme by Kay (2<sup>nd</sup> prize)



Above two sides of bag made by Christine (1<sup>st</sup> prize)


Milton Show continued next page



**Milton Show** Two sides of bag for theme made by Marilyn.



**NEW SOUTH WALES WOLLONGONG** – Fiona McKay again



Another photo of Fiona's mosaic. This time with Fudge supervising, in the earlier photo it was Oliver.

"If you want to have a friend, you have to be one." JEAN SILVER



ITEM SENT IN BY Jo Franco in Western Australia, (a little may be the same as the first article)

## NEWS from The International Guild of Handhooking Rugmakers (TIGHR)


During 2019-2021 the 2021 Triennial Theme was Clean Oceans. "A Stroll in the Sea" designed and hooked by Fumiyo Hachisuka was the featured image on the TIGHR home page <https://tighr.net/>



A Stroll in the Sea-designed and hooked by Fumiyo Hachisuka

This link <https://rughooking234.com/> takes you to "Rug Hooking studio by Fumiyo Hachisuka"

If you're using Google Chrome as your browser, when you open the link, there is an option to switch from Japanese to English. The translation from Japanese to English is not perfect – but you'll get the idea. Scroll down, and among the categories you will find **Fumiyo's Blog**



- [Welcome to Rughooking studio](#)
[Self-introduction / Profile](#)
[What is Rug Hooking?](#)
- [The 29th Rug Hooking Exhibition](#)
[Classes](#)
[The Rug Hooking Association](#)
- [Other Information](#)
[Contact](#)
[Blog / Blog](#)
[The 30th Rughooking Exhibition](#)
- [Movie Collect](#)



## VICTORIA- Lakes Entrance - Rhonda

A Silver Birch basket I made for my sister's birthday.

Not happy with the handle, but I have no more driftwood! This is a piece of gum gathered on my walk.



## VICTORIA -Korumburra

Because this is my newsletter. I can indulge myself and include this photo of my great grandson Harry sitting on a pumpkin grown by my son James. Harry is two and a half.



## Jokes

A guy walks into a lumberyard and asks for some two-by-fours. The clerk asks, "How long do you need them?"

The guy answers, "A long time. We're gonna build a house."



## TASMANIA – Deloraine and Ross. Laura Window.

The first one is a group of “bits” the Monday morning craft group put together for the recent “Knit Your Bits” exhibition which opened on International Women’s Day, March 8<sup>th</sup>, in Ross Tasmania. 9 ladies travelled from Deloraine and enjoyed a lovely day out, which included lunch at one of the bakeries. It was a well-attended launch.



Continued next page



### Continued Laura Window.

The second photo is of a cross stitch completed by Irene Woodward. She was given the canvas by a member of the Monday morning group. This was her first effort and we thought she did a mighty fine job. She didn't follow the colour chart slavishly, incorporating some of her favourite colours.





**CANADA – New Brunswick.** Mary Alexander

Here is a picture of my boot rug. Some have told me all the work involved in creating this rug should not be wasted by using it as a rug for winter boots. I think it would be a larger waste to not use it. Wool is easy to clean with snow.

Below

St Patricks day lunch, Gander Newfoundland.





## QUEENSLAND Kingaroy -Judith Brook.

These are some of the Semco Rug patterns I was collecting, which were around in the 1950's. they were originally meant for Punch needle. The wool was supplied with the pattern, but they went out of favour when wool became expensive. The hessian was still in great condition, so, as a break from making patterns up I hooked these, mostly with old blankets. 😊

This Scotty dog I put into the local show and a lady tracked me down and bought it from me as she said it just reminded her of a dog she used to have.

The old hessian was so strongly made, it was still in great condition. Judith



To the right is the tool used in the 1950's rugs. Threaded with wool, and punched through from the back, similar way to the punch needle today. Usually the loops were cut, giving a cut pile.



## NEW SOUTH WALES. Edrom — A spinning weekend- March 2022

About 20 spinners gathered at Edrom a very large house on the far south coast of New South Wales, in a very remote location. Including some photos to make you jealous. We celebrated the 30<sup>th</sup> anniversary of meeting there. Edrom is in Twofold Bay, very remote, has its own beach and is just a wonderful place.



Continued next page



## Continued Edrom




We talked, spun, knitted, walked, ate, relaxed and had a great time.

There was a display of items made over the last year, also had a guest speaker giving a fascinating talk on preserving heritage items, and Lynne Johnson sharing her rugs

Continued next page



Helen with her mug bag. With Covid, we all seem to have got into the habit of taking our own mug. Also Helen with a rug she spun and dyed with natural dyes before knitting.



Left. Rug knitted by Beverley Smith, using up leftover wool from other projects.



A.C.T. Canberra -Lynne Johnson- Rugs crochet by Lynne









**ENGLAND – NOTTINGHAM** – Pricilla Cameron

I have been quite busy Punching I find it easier on my hands as my fingers do get sore and swollen these days. I have attached two pictures of the same pattern both called Tulip Time and 16" x.18" The one with the purple base is hooked with a variety of wool material and yarn. The one with the pink base is Punched with an #13 Oxford Punch Needle using chunky and double knitting yarn. I initially hooked the first one as a seat pad and it sits nicely on my chair I then decided to punch the same pattern for the matching chair. The punched one is hanging on the wall as I like it so much I wanted to see it hanging for the time being. The Pattern is for sale in my numonday shop <http://www.numonday.com/shop/cilla-cameron-rug-maker>



Priscilla continued next page.



continued



### NEW SOUTH WALES Mirador

After last year's Eden Spinners retreat 2021, I was fortunate to find a covid-free window of opportunity to visit Miriam at her home studio to learn the basics of this craft. As I worked on my first proggy rug Inspired by Miriam Miller's proggy rug, it became evident that there were problems with my technique. Miriam to the rescue! At this year's retreat Miriam shared her wealth of knowledge to get me 'on track'. Key lessons learned – fold the edge over and prog through two layers to create a neat edge, avoid loosely woven fabrics that shed threads making rugging 'dusty work' and be careful rolling the rug on, so it remains square. Hopefully this time next year I will have a neatly edged and finished rug to photograph for the newsletter. Photo taken at Edrom this year, ( Miriam and Deb)



Deborah Shaw



CANADA Nova Scotia. Cathie Komourdjian



Did zoom winter school with the RHGNS, will enclose pic round mat 13 in ..designer and teacher Ruth Downing, awesome class and she had us dye our won swatches, which I found quite a challenge, took me two weeks.....starting to finish edge with herringbone whip...Beth Calabrese did a workshop on finishing...amazing so many ways to end a mat.... Cathie

Also did a zoom with Winnie Glavin NL [hookedcreationsnl@gmail.com](mailto:hookedcreationsnl@gmail.com).



DIY Quillie 🐰 Rabbit Brooch...3"x3.5"Winnie mailed us the pattern and kit we just needed to supply our own glue Alenes dries clear. My hooking buddy Laura Ann and I did it together was fun to have someone over...it started at 2 and the time just flew, before we knew it, was 10 to 5...another great day enjoying the possibilities of fabric art. Cathie

THE END.



