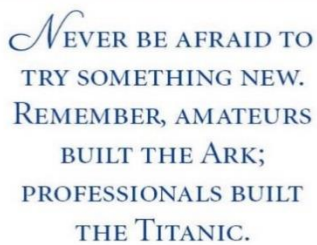




# CONNECTING US

NARRAWILLY OCTOBER 2022

NUMBER 81



*N*EVER BE AFRAID TO  
TRY SOMETHING NEW.  
REMEMBER, AMATEURS  
BUILT THE ARK;  
PROFESSIONALS BUILT  
THE TITANIC.

Computers.

The computer swallowed Grandma, yes, honestly, it's true!

She pressed control and enter, and disappeared from view.

It devoured her completely, the thought just makes me squirm

She must have caught a virus, or been eaten by a worm.

I've searched through the recycled bin, And files of every kind.

I've even used the internet, but nothing did I find.

In desperation, I asked Mr Google My searches to refine,

The reply from him was negative, not a thing was found 'online.'

So, if inside your 'inbox' my grandma you should see.

Please copy, scan and paste her, and send her back to me.

This is a tribute to all the grandma's and grandpas, Nannas and Pops who have been fearless and learned to use the computer. They are the greatest.

I apologise for getting a name wrong in the last newsletter. I had an article from Winnie Galvin and it should be

Winnie Glavine

# AUSTRALIA – NEW SOUTH WALES. -Sydney- Dianne Finnegan



To the left

Quilt from Dianne's exhibition held in Paddington in August. This quilt is titled 'Guluu'

Size 167cm x 143 cm

Below another quilt titled "Narrawilly Regeneration"

Size 131cm x 195cm








PLEASE LET ME KNOW  
WHEN YOU CHANGE  
YOUR EMAIL ADDRESS,  
OTHERWISE I GET THE  
NEWSLETTERS  
RETURNED.

AUSTRALIA – Victoria - Melbourne Lee Wallace.



Hi, here's my latest rug made  
from sock off-cuts, mostly wool.  
Regards Lee



## AUSTRALIA – NEW SOUTH WALES – Milton Marama Warren.



These pigment colours come from an inspiring two -day workshop held at Bendalong on the south coast of NSW at the end of August.

The workshop was organised by Sydney based artist Lara Merrett and funded with money from a Create NSW grant.

Lara invited a group of artists with a connection to the Bendalong area to gather under the guidance of natural dyer and artist Joanna Fowles and plant forager Diego Bonetto. Her idea was to bring everyone together through learning and to give us time and space to share our stories of the area.

Diego led us on walks to ‘mindfully’ forage for edible and dye plants.

Joanna guided us to find and process natural ochres from the nearby Washerwoman’s beach. We ground the ochres with a mortar and pestle, sieved them through strainers and mixed them with soy milk to make a paint.

Lara’s intention was that the pigment work created by all of us at the workshop (see photograph) will feed into an installation work at her solo painting show at Sullivan & Strumpf in Sydney this month. The show is titled ‘By my side walking’.

<https://www.janmurphygallery.com.au/artist/lara-merrett/>

<https://www.joannafowles.com/>

<http://laramerrett.com/>

<https://www.diegobonetto.com/art-projects>

<https://www.diegobonetto.com/>

continued next page



## Continued Marama Warren



**AUSTRALIA A.C.T. Canberra.** Diane Heins.

Wattle day was 1st September -Photo of wattle.



Anyone interested in having a wonderful time in Iceland I would recommend Helene Magnusson's knitting tours.

Just Google Helene Magnusson Iceland Knitting.

Miriam



## AUSTRALIA- Victoria - Rose



My friend Rose, has just finished making these for her dining room chairs.

She is self-taught, same as me.

She used recycled blankets from OP shop for the chair pads.

Sent by Marcia King.

## QUEENSLAND – Kingaroy – Judith Brook (news from Judith)



At the moment 2 exhibitions to get things ready for, 2 x galleries and of course at this time of year there's all sorts of festivals, that bring thousands into the area.

Last weekend it was the Avo Fest, for which I made avocado soaps and knitted an avocado tea cosy and did a little Punch needle avocado.

This weekend I am down there again (Blackbutt). Demonstrating. I thought I'd just do Punch needle as it is very portable and young people are interested in making small things for their walls.



## AUSTRALIAN CAPITAL TERRITORY – Canberra – Jeannie McLellan

A gathering of mini crocheted baskets from spinning ends.

These little baskets started as a way to do something fun using crochet to alternate with knitting, to use different muscles in the hand. I had rediscovered lots of my hand spun left overs: small ends of singles from bobbin ends and plied left overs from balls, some were decades old. I had not been able to bring myself to just throw these away. Some were raw fleece or other fibre, others plied, dyeing day test skeins etc. Each little basket is unique as I just let them happen as I went, and had a great deal of fun being a bit creative. I suspect family and close friends might find themselves on the receiving end of one of these on future present giving opportunities as, like a lot of these type of creative things, it has become a bit addictive. I will now admit I have been thinking of actually deliberately spinning some fibre just for this purpose! In the meantime some of them will be in the Canberra Spinners and Weavers Transformation with a Twist Exhibition in November this year.



## CANADA Newfoundland Gander –

Patricia Parsons

A sweet Winter Mat hooked by the eldest lady in our local group- Doris West- she's 93. She has done 8 of this pattern for gifts to her grandchildren. Isn't it lovely?





**AMERICA. Washington** – Michele Wise

This is a completed book from my class I taught at Sauder this year.

Cheri Babler is the student.

Michele





**AUSTRALIA – NEW SOUTH WALES. Milton -Kristine Bourke Babushka's**

These were made over the last six months, bringing peace and quiet and contemplation.

They are made out of left overs of my own printed fabric, muslins and hand embroidered with cotton thread.

Kristine.



The Babushka on an outing.





AUSTRALIA – New South Wales – Milton - Miriam

## PAVLOVA RECIPE.

I promised someone my Pavlova recipe over our Open Weekend and as I cannot remember who it was, I am including in the newsletter, hoping they will see it here.

4 egg whites, 2 ¼ cups sugar, 2 teaspoons cornflour, 2 teaspoons vinegar,

1 teaspoon vanilla, 6 tablespoons boiling water.

Beat all together on high in your mixer for 15 minutes

Spread on a 10 inch or 25cm circle on a tray greased tray, or one lined with baking paper.

Place in a 325F or 170C oven for 10 minutes. Then reduce heat to 250F or 125C for 45 minutes. Leave in oven to cool.

Top with whipped cream, passionfruit, or raspberries, strawberries or similar.

Guaranteed a success if you follow the instructions exactly.

If you make sure and use 'corn' cornflour, and not 'wheat' cornflour it is suitable for gluten free eaters.





## AUSTRALIA NEW SOUTH WALES – Milton – Narrawilly Proggy Ruggers

OPEN DAYS 24/25<sup>TH</sup> SEPTEMBER

As part of ESCAPE Artfest in our district we opened the Rug Room for the weekend. And also provided morning and afternoon tea. We were rather disappointed with the advertising, but the people who came enjoyed it and we all had a lovely weekend. The food provided by the ruggers was superb, and even the helpers could not help eating too much.



Ready for first visitors.



Continued next page.



## Continued Open Weekend.



A visitor wearing a jacket we admired, and were interested in how it was worked.

Called Shashiko embroidery.





CANADA – Quebec. Montreal – Jeanne Bellarance



Jeanne does beading for theatre costumes and for clothing.

CANADA Quebec. Lac St Jean -Denise Bellarance





## QUEENSLAND – Kingaroy – Judi Tompkins

I have attached some photos of my recent submission to the National Capitol Art Prize in Canberra...I have entered the "Sustainability" exhibition (non-acquisitive but \$15 000 prize to winner) .The brief was to address one of the 17 Statements from the UN's 2030 agenda for a sustainable world. I chose #15 "Live on Land"

The first piece you see is the benign forested view; then you are given instructions on how to unlock the two frames to lower the front work down toward you - like a dropleaf desk. Now you see what your interaction has made happen...you see the same view deforested; the text of my "life on land" state is on the desktop before you.

-----My artwork statement:

Visitors are encouraged to engage with my interactive works the same way I hope they make decisions about climate change, forests, and land management: Slowly, carefully and with a view toward the future.

Careful consideration was given to every element in this work, from the logistics and materials, to the hardware and visitor challenge. The message, written on vintage tapa cloth (paper mulberry from P-NG) with silk cord (silkworms eat mulberry) is a simple illustration of how the disruption of forests can destabilize climate, habitats, and culture.

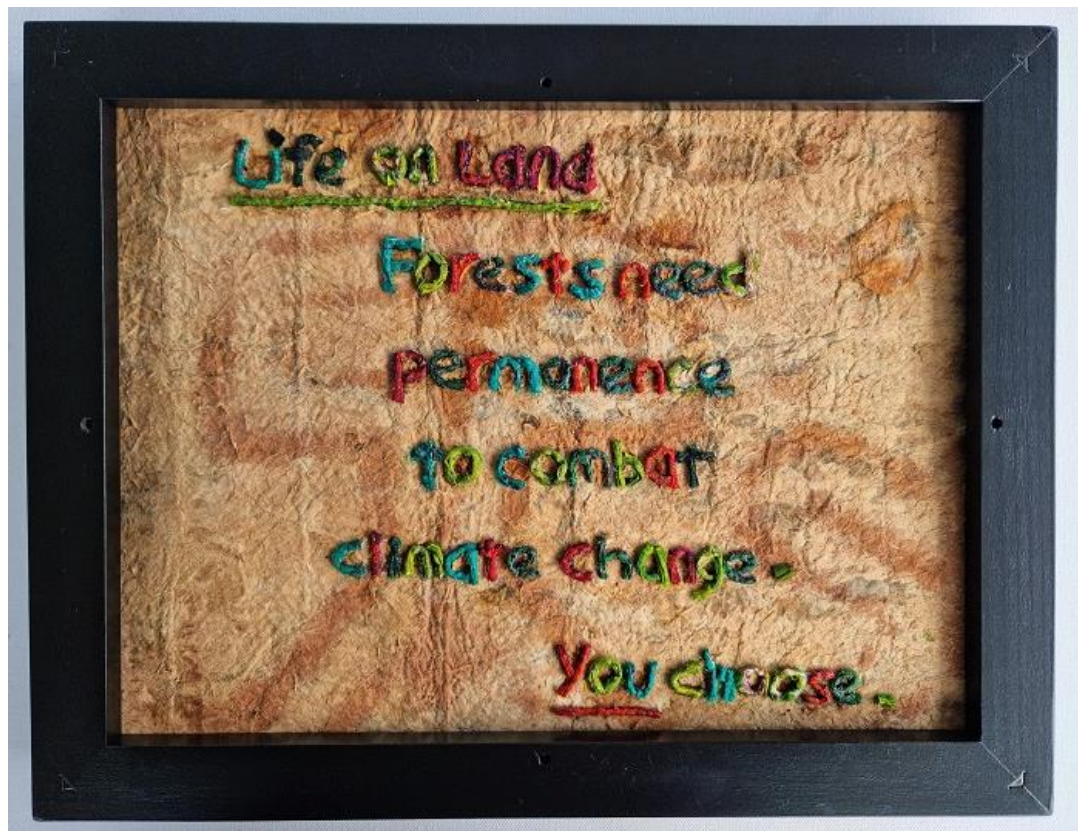
**Life on Land: Trees need permanence to fight climate change - YOU choose**



Continued next page



Continued Judi Tompkins



Hi Miriam....well I didn't win anything in the National Capital art prize but I'm still thrilled to make it into an exhibition in Canberra. Judi



ENGLAND – Nottingham Patricks Garden.

Photo taken 27<sup>th</sup> September. – Autumn in England.



Here is a photo of the border at Dumbleside taken this afternoon. It is starting to get autumnal now but no frosts yet so the dahlias are still good. Patrick has had to do a lot of watering this summer to keep the garden going because of shortage of rain.

THE END