



NARRAWILLY JULY 2023

NUMBER 90

CANADA – NEWFOUNDLAND



Tea cosy,
designed by
Lillian Dwyer,
hooked by
Sherry
McCann

AUSTRALIA – NEW SOUTH WALES Narrawilly Proggy Ruggers Milton
Lemon bars – made by Judy Thurecht - recipe on next page. (delicious)



Lemon Bars

Base.

$\frac{3}{4}$ cup plain flour
 $\frac{1}{4}$ cup rice flour or cornflour
 $\frac{1}{2}$ cup icing sugar
 $\frac{1}{4}$ teaspoon salt
110g butter, softened

Top

3 large eggs
1 cup caster sugar
 $\frac{1}{4}$ cup plain flour
1 tablespoon lemon zest
6 tablespoons lemon juice.

Oven 180, 8" square tin-lined with paper

Base_ put all ingredients in food processor, pulse till mixed.

Press into tin, prick base and bake 12-15 minutes, lightly brown.

While base is baking, place all top ingredients in bowl, whisk.

Pour top onto base, bake 18 minutes until set and golden
(may need another 5 minutes at 160). Remove and cool.

Put in fridge 2 hours or overnight, then cut.

Dust with icing sugar, add $\frac{1}{2}$ strawberry.

Acknowledgement- recipetin eats.

AUSTRALIA – New South Wales Griffith. Heather Waide.



We held a children's action day at our local museum. We had two large rug frames set up where the children could learn the proggy rug skills. It was very successful.

Two teachers are interested in introducing it into their classroom activities as there were a number of children who became very engaged. A couple of special needs children really loved it and it is difficult to find things they are interested in. We are trying to encourage spinning and weaving here in Griffith also.

Kind regards from Heather and Michael Waide

(I have sent my book, and also a sample piece of worked proggy for the school. Miriam)

SOME PUNS

I have a few jokes about unemployed people, but none of them work.

How do you make holy water? You take some regular water & boil the hell out of it.

Will glass coffins be a success? Remains to be seen.

I went to buy some camouflage trousers yesterday but couldn't find any.

What do you call a bee that can't make up its mind? A maybe.

I tried to sue the airline for losing my luggage. I lost my case.

When everything is coming your way, you're in the wrong lane.

Need an ark? I Noah guy.


I used to be indecisive; now I'm not so sure.

Sleeping comes so naturally to me, I could do it with my eyes closed.

The guy who invented the door knocker got a no-bell prize.

I saw an ad for burial plots, and I thought: "That's the last thing I need"

AMERICA -NEW HAMPSHIRE Sally Gilbert



This is my latest project. The pattern is "Glass Forest" from Going Gray. Fortunately, I was able to use a lot of my stash although I did have to purchase the blue background. (I attended ATHA rug school in Plymouth, NH in October where I found the perfect blue!) The foundation is linen,


the wool is cut in #4 and #6, and the rug measures 24x38. I began hooking in late October 2022 and completed the rug in June 2023. Sally Gilbert Wolfeboro NH

AUSTRALIA A.C.T. Canberra- Jeanie

Matilda's comfort rug. All hand spun, knitted with two strands of different yarns: merino, polwarth or alpaca, all with a silk blend in the mix either in one or both strands. A wonderful way to send love (and perhaps inspiration to take up handwork) to the next generation through a Granny rug. And it certainly helps clear out the stash of hand spun yarns - 997grams in the finished comfort rug.



A TRAVELLING RUGMAKER -FROM AUSTRALIA.



I have been meaning to write, but I get so distracted. We have been having such an interesting time over here. So far, we have visited Jordan (I think I sent photos), Armenia, Georgia, Italy (Bologna and Florence), Oman and Azerbaijan! Just incredible places. I couldn't have imagined a year ago that I would ever have had the opportunity to see such places.

My impressions of the Middle East have been ones of eye-opening moments into sensory overloads of patterns and architecture, landscape and culture. Ruth

JAPAN TOKYO. Fumiyo.

The 32nd Rug Hooking Exhibition will be held in Gallery Nagatani 1 from October 19 to 24th 2023.

For more details contact Fumiyo, at studiof2007@yahoo.co.jp

AUSTRALIA - -SOUTH AUSTRALIA Maxine Keys.

My latest attempt at Nono felting.





A joke
from
Canada.

ENGLAND – YORKSHIRE – REETH – Cilla Cameron.

2024 date for your diary

Reeth Rug Retreat May 15th 16th 17th 2024


There are two new exciting workshops being planned for the 25th year of Reeth Rug Retreat

Brochure and booking form will be ready later in the year

AUSTRALIA – NEW SOUTH WALES. Milton – Small runner made by Miriam.



AUSTRALIA. NEW SOUTH WALES -Milton Narrawilly Proggy Ruggers. Sue Rodney



I completed my dyed
woollen rug and have
attached a photo. Caesar
loves it!

CANADA – NIAGARA. The International Guild of Handhooking Rugmakers.

The next conference of the Guild will be held 28/29th September 1/2 October 2024. At Niagara Canada. I would advise anyone who is able, to attend. Google TIGHR website.to find out more. It is a marvellous way to meet rugmakers from many countries. Miriam

CANADA Nova Scotia. Cindy

Hello Miriam, please find attached the aquasise mat I made for our aquasise instructor. It is a bunch of us in the water working out, lol.

**CANADA – NOVA SCOTIA.** -Cathy Komourdjian

Perennial poppies started from seed last year...they over wintered and are just popping colour ahead of the peonies.

AMERICA MILWAUKEE – Sharon felton

The Making of Miss Penelope

She started with our Guild Cream City's purse challenge.

I loved the idea of a retro lady on my bag...so came my design. But it grew into working in many avenues of my creative world.

Back ground is painted on rug warp with wall glazes, being careful not to plug up my weave. So, it took a couple of layers of thin coats.

She is hooked with wool strips of 3-5 cuts.

Hat is finished off with using wool yarns and crewel stitches.

The back ground of front and back was first hooked, then stitched on with wool applique...then I took a dive into my world of embroidery threads and to top it all off using some bead work. .I find

It so much fun to shake up my work with all of roads of my fibre art world, it keeps me motivated to work and never get bored. Sharon



Photos back and front of bag. Close up of work on next pages.

Continued Sharon Felton.



Continued Sharon felton.



Sharon sent such good closeup photos I thought everyone would enjoy them. – Miriam

CANADA NEW BRUNSWICK. This report sent to me by Mary Alexander.

New Brunswick Mat Registry News

On behalf of the NBMR committee, I'm so delighted to finally share the BIG reveal of our 3 year "secret" project. Below are the details of the collaboration between the Carnegie Rug Hookers and Les Hookeuses du Bor'de'lo. We were so happy to share the reveal at the April 15 Hook-in, hosted by the Carnegie Rug Hookers. The mats received an enthusiastic response from the crowd, and we look forward to them being hung at the new NB Museum.

New Brunswick Mat Registry Mat Project

The Carnegie Rug Hookers and Les Hookeuses du Bor'de'lo were requested to collaborate on a dyptich for the New Brunswick Museum, illustrating the evolution of mat making, in New Brunswick, from past to present.

The Carnegie Rug Hookers mat showcases traditional methods of rug hooking using wool fabric, whereas the mat created by Les Hookeuses du Bor'de'lo embraces the freedom of hooking with nontraditional materials, incorporating many styles.

COVID-19 proved to be the biggest hurdle to conquer in this collaboration. Our first meeting, was through ZOOM and we knew within minutes that we could work together. Meeting in person to exchange materials & tweak designs proved to be much more difficult. Most meetings had to be postponed and rescheduled due to COVID-19 lockdowns in both regions. Thankfully, through adversity, we've become friends who would never have met, were it not for this project.

ADAGIO - Carnegie Rug Hookers

This mat is one of a pair made to commemorate the collaboration that characterizes the New Brunswick Mat Registry, a bilingual initiative established in 2008 that documents heritage hooked mats throughout the province.

The Carnegie Rug Hookers mat was designed by Alan Tibbetts in 2020 and hooked by 33 individual members of the group.

The mat has been hooked using 100% wool, both new and recycled, that was donated by Sally Downing, Edie Arseneault and the family of the late Jean McCormack.

To create this mat, over 4000 photographs from New Brunswick Mat Registry were reviewed and served as inspiration for the design which speaks to the history of mat hooking in New Brunswick.

The sepia-toned image of the mat hooker represents the women and men who hooked in both English and Acadian households. The mat being hooked reflects images of New Brunswick's history of farming, fishing and strong communities. There is a small area left unhooked to illustrate the type of backing used in mat hooking.

In our research, we noted that very few of the heritage mat hookers signed their work. We've incorporated the initials of those who did, into the background of our mat. They were:

Alice Mary Williams Bowden, Lucy Colpitts, Francis Coutellier, Mary Evans, Germaine Kelly, Doreen Kissick, Anne Leger, Shirley Lewis, Jean McCormack, Doris Norman, Abigail Smith, Emma Murphy Steeves, Susan Waddy and Mary Street Williamson.

ALLEGRO - Hookeuses du Bor'de'lo

Our rug, designed and created by Emerise LeBlanc-Nowlan and Monette Léger, demonstrates how the creative energy of mat makers continues to evolve and to include comment on the strength and resilience of fibre art and fibre artists.

In our design, the stylized butterfly anchors with our past which is depicted in the Carnegie Rug Hookers mat. The 3D ribbons begin as connections to the past, but more importantly,

they are new paths for the free-flow of creative energy back and forth between the two mats and infinity. This creative energy originates more contemporary designs, innovative mat making techniques and the use of non-traditional fibres in our art.



Back left – Bruce Thomson, Judy Morison, Marielle Poirier, Lynn Kinsella, Alan Tibbetts, Paula Weiss, Monette Léger, Peter Larocque, Doris Norman.



AUSTRALIA – VICTORIA.

While Jacqui and I were travelling in Victoria we saw many painted silos. Here are just a couple. Miriam



The silos are at railway sidings in wheat growing areas, for storing wheat until it can be moved by train



Also in Lockhart Vic. There is a competition each year for a sculpture made from scrap metal. The winning piece each year is put on display in the town.

THE END